



Special Eurobarometer

European
Commission

SPECIAL EUROBAROMETER 354

Food-related risks

REPORT

Fieldwork: June 2010

Publication: November 2010

Special Eurobarometer 354 / Wave 73.5 – TNS Opinion & Social

This survey was requested by the “European Food Safety Authority”.

This document does not represent the point of view of the European Commission nor the European Food Safety Authority.

The interpretations and opinions contained in it are solely those of the authors.

Special Eurobarometer 354

FOOD-RELATED RISKS

Conducted by TNS Opinion & Social at the request of
the European Food Safety Authority (EFSA)

TNS Opinion & Social
Avenue Herrmann Debroux, 40
1160 Brussels
Belgium

TABLE OF CONTENTS

INTRODUCTION	5
EXECUTIVE SUMMARY.....	9
1. PERCEPTIONS OF FOOD AND FOOD-RELATED RISKS	13
1.1 The meaning of food.....	13
1.2 Where do concerns about food rank in an overall assessment of risks?	15
2. CONCERNS ABOUT FOOD-RELATED RISKS	18
2.1. Spontaneous responses to problems and risks associated with food.....	18
2.2 Prompted responses to problems or risks associated with food	20
2.2.1 Trend analyses 2010 vs.2005	22
2.2.2 Level of Worry	24
2.2.2.1 Higher levels of worry.....	24
2.2.2.2 Medium levels of worry	28
2.2.2.3 Lower levels of worry.....	33
2.3 Top concerns in Member states	36
2.4 Personal effectiveness in avoiding food-related risks.....	38
3. SOURCES OF INFORMATION: PUBLIC CONFIDENCE AND RESPONSE.....	43
3.1 Public confidence in sources of information on food safety	43
3.2 Detailed analysis of information sources.....	45
3.2.1 Personal Environment and Interests	45
3.2.2 Public authorities and Scientists	47
3.2.3 The Food Supply Chain	51
3.2.4 Media	52
3.3 Public awareness of information concerning unsafe food.....	53
3.4 Public reaction when food is said to be unsafe or unhealthy	57
4. THE ROLE AND EFFECTIVENESS OF PUBLIC AUTHORITIES	60
4.1 The role of public authorities.....	60
4.2 The perceived effectiveness of public authorities.....	66
5. FUTURE OUTLOOK.....	69
ANNEXES	
TECHNICAL SPECIFICATIONS	
QUESTIONNAIRE	
TABLES	

INTRODUCTION

The rapid pace of change in science and technology, changes in legislation and the current socio-economic and socio demographic realities have all had a marked impact on the food we buy today.

The intensification of farming, such as the use of pesticides, and the industrialisation of food production, using additives and preservatives to improve taste, appearance and shelf-life, for example, can be causes for concern among many consumers. Furthermore, new technologies either used in the EU such as GMOs or under consideration, such as nanotechnology and animal cloning are altering agriculture and food production today.

Globalisation is another driver of change; we have more products to choose from, brought to us from all corners of the world. As a result, food can now be sourced anywhere, sometimes subject to different food quality standards. As a result, food safety knows no boundaries.

Ageing populations and falling birth rates are altering demographics across Europe. In addition lifestyle changes, due in part to modern working life and urbanisation, and the rise in obesity have led to health, nutrition and diet becoming areas of greater concern for Europe's policy makers. As a consequence, these areas are also of increasing importance to risk assessors.

All these factors of change have given rise to the increasing need for risk managers and risk assessors to be vigilant so that they can respond to both known and emerging risks in order to protect consumers.

But have these developments altered how European citizens perceive food risks and their overall confidence in public authorities? To find out, the European Food Safety Authority (EFSA) surveyed consumers across Europe about how their views on food-related risks have evolved since an earlier survey carried out in 2005¹.

EFSA was set up in January 2002, following a series of food crises in the late 1990s, as an independent source of scientific advice and communication on risks associated with the food chain². EFSA was created as part of a comprehensive programme to improve European Union (EU) food safety, ensure a high level of consumer protection and restore and maintain confidence in the EU food supply.

¹ Special Eurobarometer 238 "Risk Issues", February 2006. Fieldwork September – October 2005.

² <http://www.efsa.europa.eu>

In the European food safety system, risk assessment is done independently from risk management. As risk assessor, EFSA produces scientific opinions and advice to provide a sound foundation for European policies and legislation and to support the European Commission, European Parliament and EU Member States in taking effective and timely risk management decisions.

EFSA's remit covers food and feed safety, nutrition, animal health and welfare, plant protection and plant health. In all these fields, EFSA's commitment is to provide objective and independent science-based advice and clear communication grounded in the most up-to-date scientific information and knowledge.

Communicating with the outside world is a key part of EFSA's mission to contribute to improved food safety in Europe and build public confidence in the risk assessment process. The Authority aims to deliver effective, consistent, accurate and timely information to all stakeholders and the public at large, based on the risk assessments and scientific expertise of the Authority's Scientific Committee and Panels.

Public perception of food risks is a relatively recent area of research, an area in need of more systematic data collection across the EU Member States. The first Eurobarometer on "Risk Issues" commissioned in 2005 by EFSA and DG SANCO, the European Commission's Directorate General for Health & Consumers (formerly known as Health & Consumer Protection) attempted to fill the gap and provided some platform data which have been utilised as a reference point for future research³.

In 2010, EFSA commissioned a second Eurobarometer survey fielded in all 27 EU Member States in order to assess how consumer views on food-related risks have evolved over the past 5 years.

³ The results of the Eurobarometer 64.1 survey can be found on the Eurobarometer website at: http://ec.europa.eu/public_opinion/archives/ebs/ebs_238_en.pdf.

Overall, the present survey aims to assess, evaluate and monitor over time the concerns of consumers across Europe about the possible risks associated with food. It also looks at public confidence both in food safety and in the ability of public authorities to protect consumers as well as the credibility of the sources used by consumers to find information on food safety. The survey provides invaluable input to all those involved in protecting EU citizens from food-related risks.

About the survey and how to interpret the data

The survey (Special Eurobarometer 354, wave 73.5) was carried out on a representative sample of 26.691 individuals, age 15 or over in all 27 Member States. It was conducted through face-to-face interviews with consumers in their mother tongue from 9 to 30 June 2010. A technical note on the manner in which interviews were conducted by the Institutes within the TNS Opinion & Social network is annexed to this report. This note indicates the interview methods and the confidence intervals. The survey is coordinated by the European Commission and was carried out by TNS' Opinion & Social network.

The responses of those surveyed represent the views of over 500 million European consumers. It follows that a 1% value represents the views of 5 million consumers, thus even small percentage values represent the views of a large number of people. The findings of this survey have been analysed firstly at EU27 level⁴, and secondly, by examining national differences. The current survey has been updated to better reflect food-related concerns today but, where possible, the results are compared with the 2005 survey. Where appropriate, various socio-demographic indicators have been examined to provide additional analysis. The results tables, showing the percentages for each answer category, are annexed to this report⁵.

⁴ EU27 - European Union – 27 Member States as of March 2010.

⁵ The results tables are included in the annex. The totals indicated may show a one point difference with the sum of the individual units. It should also be noted that the total of the percentages in the tables of this report may exceed 100% when the respondent has the possibility to give several answers to the same question.

In this report, the countries are represented by their official abbreviations.

Tab: Intr.1 – European Union Member States official abbreviations

ABREVIATIONS

EU27	European Union – 27 Member States
BE	Belgium
BG	Bulgaria
CZ	Czech Republic
DK	Denmark
DE	Germany
EE	Estonia
EL	Greece
ES	Spain
FR	France
IE	Ireland
IT	Italy
CY	Republic of Cyprus
LT	Lithuania
LV	Latvia
LU	Luxembourg
HU	Hungary
MT	Malta
NL	The Netherlands
AT	Austria
PL	Poland
PT	Portugal
RO	Romania
SI	Slovenia
SK	Slovakia
FI	Finland
SE	Sweden
UK	United Kingdom

EXECUTIVE SUMMARY

In this executive summary we present the key findings of the survey. Turning first to **public perception of food and food-related risks** the survey shows that:

- ◆ The majority of respondents associate food and eating with pleasure, such as selecting fresh and tasty foods (58%) and with enjoyment of meals with friends and family (54%). Food safety (37%) is less commonly associated with food and eating as such.
- ◆ Similarly, in the context of other potential risks which are likely to affect them personally, the economic crisis (20%) and environmental pollution (18%) are viewed by more respondents as risks very likely to affect their lives than food-related problems (11%). However, concern regarding food possibly damaging one's health has increased by 3 percentage points since 2005.

When it comes to **public concerns about food-related risks**, the survey shows that:

- ◆ There is no single, widespread concern mentioned spontaneously by a majority of respondents.
- ◆ 19% of citizens spontaneously cite chemicals, pesticides and other substances as the major concerns. This concern is confirmed by prompted responses: when offered a list of possible issues associated with food, 3 out of 10 Europeans mention chemical residues from pesticides (31%), antibiotics (30%) and pollutants like mercury and dioxins (29%), together with cloning animals for food products (30%), as risks to be "very worried" about.
- ◆ Fewer citizens are "very worried" about health and nutrition risks like putting on weight (15%) or not having a healthy / balanced diet (15%).

In terms of **personal effectiveness to avoid food-related risks**, we find that:

- ◆ EU citizens feel the most confident about being able to personally take steps to avoid diet and health-related issues (e.g. high fat intakes and heart disease) and bacterial contamination (e.g. salmonella in eggs).
- ◆ A more divided opinion is found with regard to possible risks from animal infections or diseases which could be transmitted to humans. 42% of respondents report being confident to be able to avoid these risks whereas a larger proportion (52%) claims not to be.
- ◆ Citizens feel less confident in being able to personally deal with possible problems of chemical contamination (<40%) and new technologies (<30%).

With regards to **public confidence in information sources**, the key findings are that:

- ◆ When asked to indicate the extent to which they feel confident about various information sources, citizens express the highest levels of confidence in information obtained from health professionals and personal contacts: physician, doctor and other health professionals (84% total confident), family and friends (82%). These information sources are closely followed by consumer organisations (76%), scientists (73%) and environmental protection groups (71%).
- ◆ National and European food safety agencies (EFSA) and European institutions attract a relatively high level of confidence at 64% and 57% respectively, followed by national governments at 47%.

The survey also offers insights about the public's **awareness of and response to information concerning unsafe or unhealthy food**. Turning first to public awareness, the results show that:

- ◆ The vast majority of citizens (80%) have heard instances of unsafe or unhealthy food reported in the media or seen such information on the internet. One in ten has never encountered such news stories.

In terms of **their response to such information communicated in the media or on the internet**, we find that:

- ◆ Approximately 1 in 2 either ignore stories they hear in the media or worry about these but do not change their eating habits, whether the information conveyed relates to food safety or issues regarding diet and health.
- ◆ Approximately 1 in 3 claim to avoid the food mentioned in the news story for a while (35% for food safety matters and 31% for diet and health issues).
- ◆ With respect to information on food safety matters, slightly more respondents appear to worry about the news they hear today compared to five years ago (26% vs. 23% in 2005), but fewer report taking any action: in 2010, 11% of citizens claim to have permanently changed their eating habits as a reaction to information on food safety (vs. 16% in 2005).
- ◆ The tendency to ignore information appears to be greater for information regarding diet and health (29%) than for that concerning food safety (24%).

The survey's key findings concerning the perceived **role and effectiveness of public authorities** are that:

- ◆ There is broad agreement that public authorities do a lot to ensure that food is safe in Europe, that public authorities are quick to act, that they base their decisions on scientific evidence and that they do a good job in informing people about food-related risks. The level of agreement has increased compared to 2005 for all of these points.
- ◆ Opinion is more divided on whether scientific advice and public authorities are independent from other interests. For example, whilst 46% of respondents agree (+7 points vs. 2005) that public authorities in the EU view the health of consumers as being more important than the profits of producers, 42% disagree with this statement and 12% declare that they do not know.
- ◆ The majority of EU citizens think that public authorities in the EU are doing a good job in protecting them from specific food-related risks, such as animal infections and diseases and bacterial contamination, but the survey also shows that there is room for improvement, in particular with respect to possible risks from chemical contamination and new technologies.
- ◆ A majority of respondents believe that public authorities in the EU should do more (>80% total agree) to ensure that food is healthy and to inform people about healthy diets and lifestyles. This view is consistent across all Member States.

Finally, in terms of **future outlook**:

- ◆ Initial analysis of the relationship between confidence in public authorities and risk perception suggests that there is a strong relationship between confidence in information, positive evaluation of the performance of national and European food safety agencies and the perception of possible food-related risks.
- ◆ The data from the Eurobarometer on food-related risks provides an important platform for carrying out further research on the relation between trust in information sources, confidence in public authorities and perception of food-related risks.
- ◆ Further research in this area will be critical to support the development of the most effective approaches for communicating with EU citizens on matters related to food, food safety and the relation between food, diet and health.

1. PERCEPTIONS OF FOOD AND FOOD-RELATED RISKS

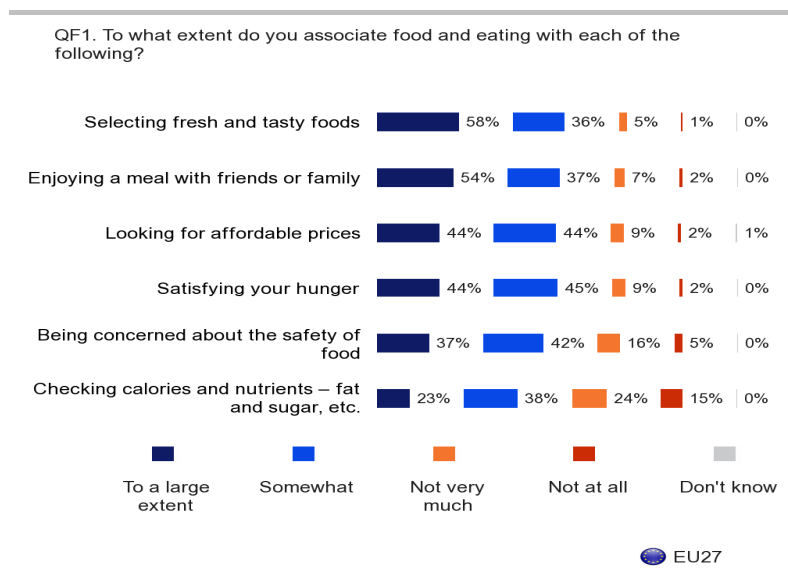
In the opening chapter we first examine respondents’ views on food, their perceptions of food-related risks and where these rank in the context of other possible risks.

1.1 The meaning of food

- The majority of European citizens associate food and eating with enjoyment -

To investigate the public’s relationship with food, respondents were asked to what extent they associate food and eating with a series of statements⁶. At the EU27 level we see that the majority of Europeans associate food and eating with enjoyment: 58% associate food and eating to a large extent with selecting fresh and tasty foods and 54% with enjoyment of meals with friends and family.

Graph: 1.1 – Associations with food and eating

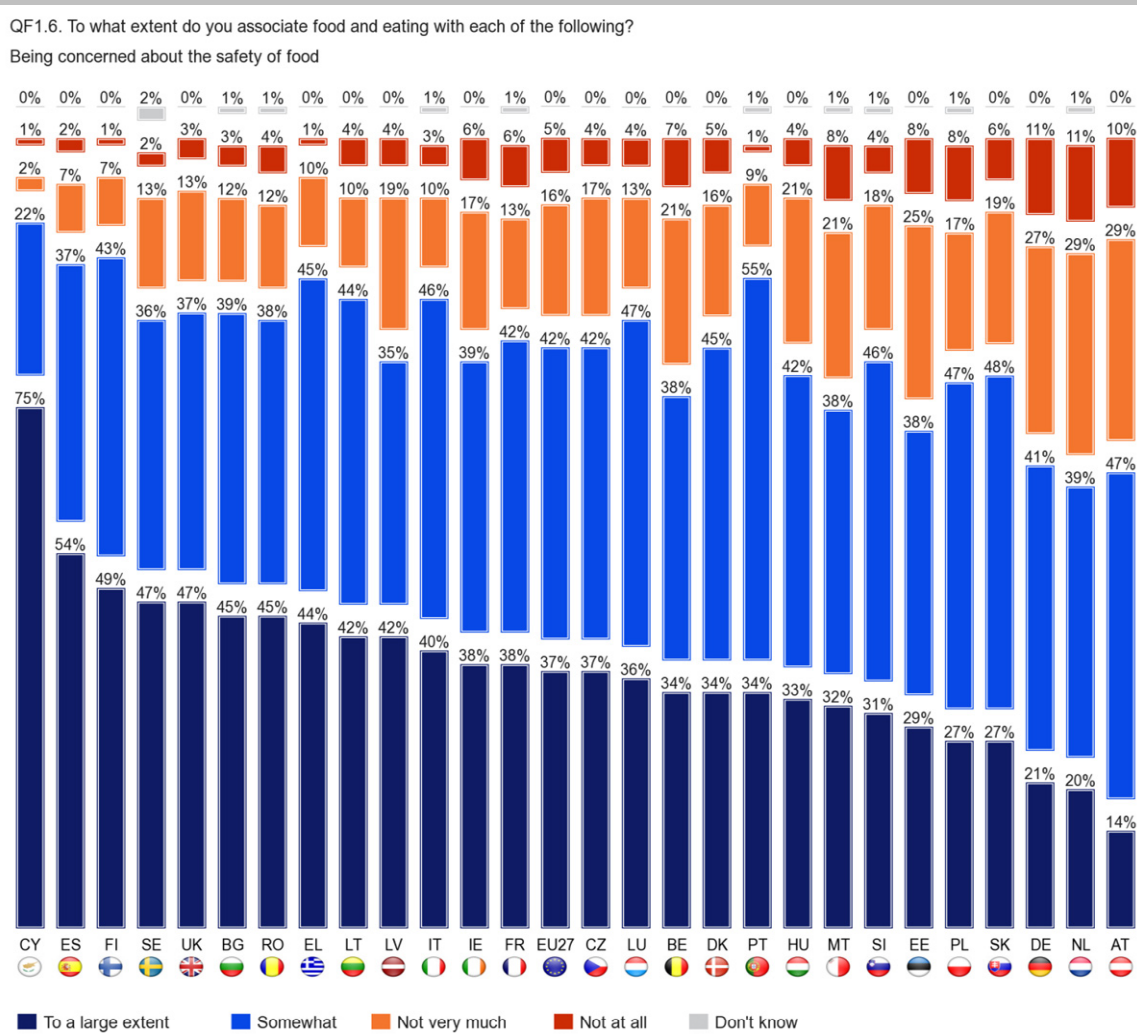


Less than half of respondents (44%) focus on more pragmatic concerns such as looking for affordable prices and satisfying one’s hunger, and even fewer are concerned about the safety of food (37%). Less than one in four express nutritional concerns (23%), associating food and eating to a large extent with checking calories and nutrients. Although less than four in ten respondents (37%) associate

⁶ QF1 To what extent do you associate food and eating with each of the following? OPTIONS: Satisfying your hunger; Enjoying a meal with friends or family; Selecting fresh and tasty foods; Looking for affordable prices; Checking calories and nutrients – fat and sugar, etc.; Being concerned about the safety of food. ANSWERS: To a large extent; Somewhat; Not very much; Not at all; Do not know.

food and eating "to a large extent" with being concerned about the safety of food⁷, the results show that there is considerable variation in opinion at the country level, see Graph 1.2. Here, the figure ranges from a low of 14% in Austria to a high of 75% in Cyprus. However, when we combine the responses of citizens who are "somewhat" or "to a large extent" concerned about food safety, we see that in all countries more than half of respondents associate food and eating with concerns about food safety.

Graph: 1.2 – Association with food and eating: Being concerned about the safety of food



⁷ QF1.6 To what extent do you associate food and eating with each of the following? OPTION: Being concerned about the safety of food. ANSWERS: To a large extent; Somewhat; Not very much; Not at all; Do not know.

1.2 Where do concerns about food rank in an overall assessment of risks?

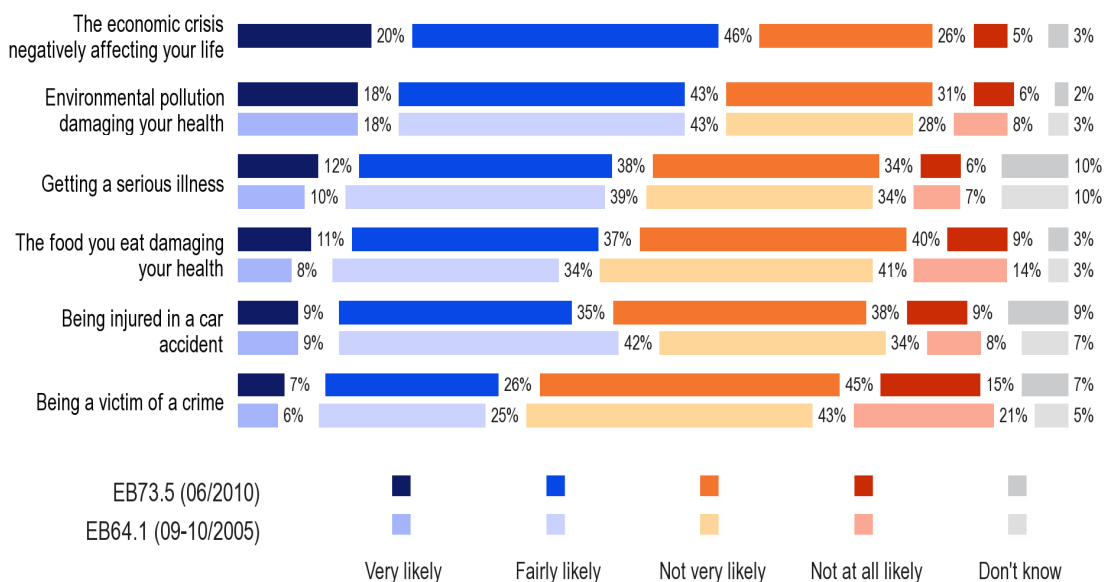
- When confronted with a list of possible risks, EU citizens find it less likely that they will be affected by negative health effects from food in comparison to the economic crisis, environmental pollution or a serious illness -

Respondents were asked to assess the likelihood of several risks affecting them personally⁸. The graph below shows that one in five (20%) respondents feel that the *economic crisis* is very likely to affect their lives and 46% feel that it is fairly likely. This is followed by concerns regarding *environmental pollution* (18% - very likely), and being confronted with a serious illness (12% - very likely).

The possible *risk of food damaging one’s health* is perceived as a lesser concern with 11% of respondents regarding it as very likely to happen to them, and 37% as fairly likely. However, food-related risks are viewed as more likely to occur than *car accidents* (9%) or being a *victim of a crime* (7%), with less than one in ten respondents regarding this as being very likely to happen.

Graph: 1.3 – Potential risks: Likelihood to happen to you

QF2. I will read out a list of potential risks. For each of them please tell me how likely you think they are to happen to you personally.



⁸ QF2 I will read out a list of potential risks. For each of them please tell me how likely you think they are to happen to you personally. OPTIONS: Being a victim of a crime; The food you eat damaging your health; Environmental pollution damaging your health; The economic crisis negatively affecting your life; Being injured in a car accident; Getting a serious illness. ANSWERS: Very likely; Fairly likely; Not very likely; Not at all likely; Do not know.

Although concern regarding food ranks fairly low, a comparison to the 2005 Eurobarometer study shows that slightly more respondents now consider it as *very likely* that the food they eat may damage their health: (11%, +3 points vs. 2005). The increase is of 6 percentage points if we consider both "very" and "fairly likely" responses. Concerns about the other risks have remained about the same.

Looking specifically at data at the country level, Table 1.1 shows that possible health risks associated with food are not a top concern in any country. Of the 6 risks analysed, the perceived likelihood of a health risk associated with food is the lowest in Finland (3%). It is also the risk of lowest concern in: Denmark (5%), Spain (7%), Poland (9%) and Estonia (11%).

More than one quarter (28%) of respondents in Cyprus are concerned about food-related risks. In Cyprus we also note a decrease in public confidence since the previous survey, as the proportion of respondents who regard food-related risks as very likely to occur has risen by 17 percentage points (from 11% to 28%) compared with five years ago. It is noteworthy that from the 27 EU Member States respondents in Cyprus have the highest level of concern for 4 out of the 6 risks analysed.

In comparison with 2005, increased levels of concern about food-related risks are also reported in Lithuania (from 10% in 2005 to 20% in 2010), Slovenia (from 7% to 15%), Greece (from 19% to 26%), Latvia (from 12% to 19%) and although comparatively low, concern in Estonia has increased from 4% to 11%. There has been no marked decrease in the perceived likelihood of food-related risks in any of the Member States.

Tab: 1.1 – Potential risks: very likely to happen to you

QF2 I will read out a list of potential risks. For each of them please tell me how likely you think they are to happen to you personally.

Answer “Very likely”

	The economic crisis negatively affecting	Environmental pollution damaging your health	Getting a serious illness	The food you eat damaging your health	Being injured in a car accident	Being a victim of a crime
EU27	20%	18%	12%	11%	9%	7%
BE	15%	22%	10%	11%	7%	5%
BG	44%	28%	19%	24%	19%	17%
CZ	26%	16%	14%	9%	13%	8%
DK	10%	11%	11%	5%	8%	7%
DE	15%	14%	9%	10%	5%	3%
EE	23%	15%	17%	11%	12%	11%
EL	53%	30%	23%	26%	14%	20%
ES	22%	12%	8%	7%	9%	7%
FR	25%	31%	20%	14%	17%	4%
IE	16%	8%	4%	6%	6%	9%
IT	20%	24%	10%	17%	11%	10%
CY	48%	35%	29%	28%	34%	22%
LT	43%	30%	29%	20%	26%	23%
LV	43%	26%	21%	19%	16%	14%
LU	8%	17%	8%	9%	5%	3%
HU	42%	26%	9%	14%	3%	3%
MT	20%	33%	19%	11%	20%	8%
NL	11%	7%	5%	5%	3%	3%
AT	11%	9%	6%	5%	5%	4%
PL	14%	12%	14%	9%	12%	9%
PT	23%	13%	13%	9%	9%	7%
RO	39%	25%	13%	21%	10%	5%
SI	19%	24%	13%	15%	12%	4%
SK	13%	9%	12%	7%	7%	6%
FI	4%	4%	5%	3%	3%	1%
SE	9%	13%	8%	5%	6%	2%
UK	14%	9%	8%	7%	5%	9%
Highest percentage per country		Highest percentage per item		Lowest percentage per country		Lowest percentage per item
53%		35%		3%		1%

2. CONCERNS ABOUT FOOD-RELATED RISKS

Having explored how EU citizens perceive food-related risks and how these are perceived compared to other risks, we now turn to look in more detail at the concerns the public has about specific types of possible risks related to food.

Firstly, respondents were asked an open-ended question, inviting them to indicate spontaneously all things that come to their mind when thinking about possible problems or risks associated with food and eating. Thereafter, respondents' were asked to state their views on a list of seventeen specific food-related issues. Response levels, when prompted in this way, are usually higher than for open-ended questions.

2.1. Spontaneous responses to problems and risks associated with food

- There is no single, widespread concern cited by a majority of respondents -

In order to explore citizens' concerns about potential food-related issues, respondents were first asked to explain in their own words what possible problems or risks they associate with food and eating⁹. As in 2005, there is no single, widespread concern cited by a majority of respondents. When comparing the data from the two studies, the 2010 results show that, from a wide variety of answers, the presence of chemical products, pesticides and toxic substances is the most common concern, quoted spontaneously by almost one in five respondents (19%). This item was the second most cited in the 2005 survey, when it was mentioned by 14% of citizens.

Food poisoning is the second most frequent association expressed by European citizens, mentioned by one in eight respondents (12%, -4 points vs. 2005), followed by diet-related diseases (10%, -3 points vs. 2005).

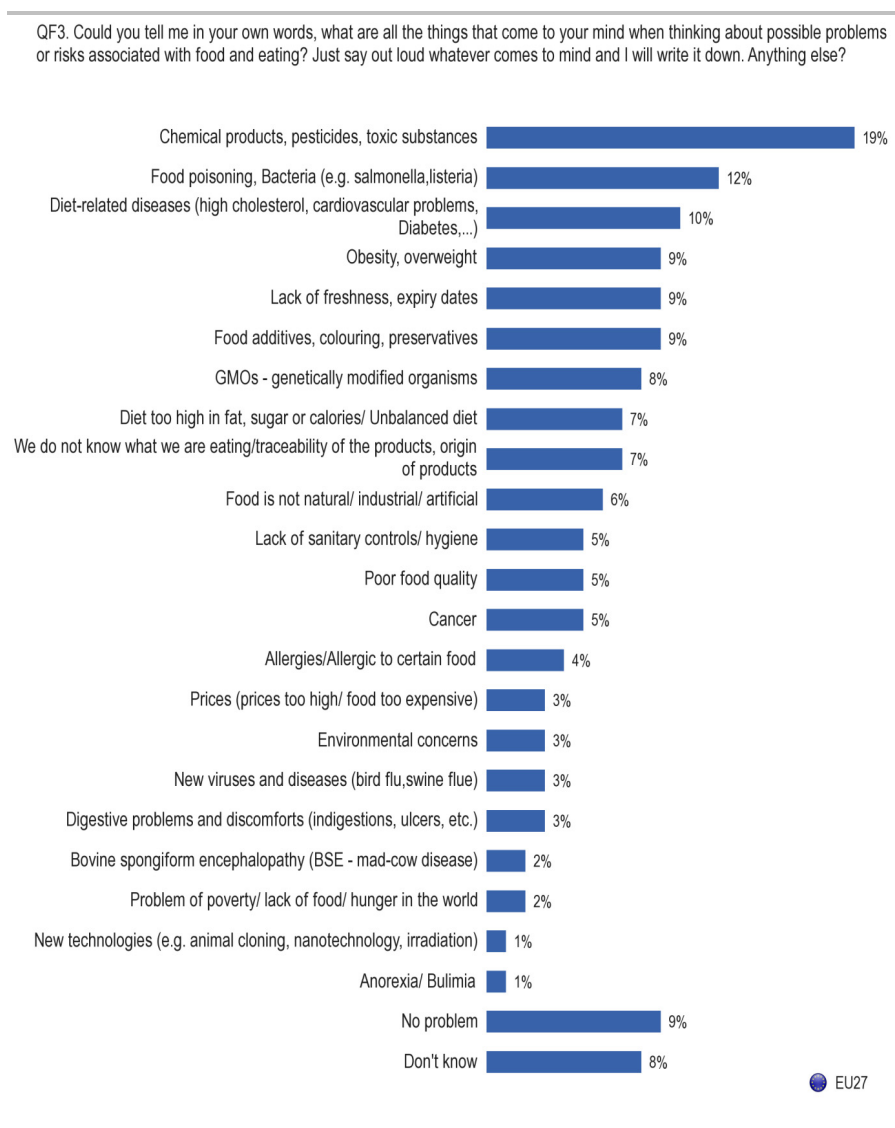
Concerns have increased regarding the lack of freshness of foods (9%, +3 points vs. 2005) and food additives, colours and preservatives (9%, +2 points vs. 2005).

⁹ QF3 Could you tell me in your own words, what are all the things that come to your mind when thinking about possible problems or risks associated with food and eating? Just say out loud whatever comes to mind and I will write it down. Anything else?

In addition to these risks, respondents refer to a number of other possible problems - including issues such as an unbalanced diet and the traceability of foods (both at 7%), allergies (4%), environmental concerns (3%) and BSE (or so-called 'mad cow disease' (2%, -3 points vs. 2005).

It should also be noted that 9% of the respondents claim that they do not associate any problems or risks with food and eating and that a further 8% 'don't know'. These results are quite similar to those found in 2005 where 7% of respondents could not identify any problems or risks associated with food and eating and when asked about such risks, 9% indicated that they "don't know".

Graph: 2.1 – Spontaneous responses to problems and risks associated with food



2.2 Prompted responses to problems or risks associated with food

- EU citizens worry the most about chemical residues in foods, pollutants and animal cloning-

Having been asked for their spontaneous thoughts on what problems they associate with food and eating, respondents were asked to indicate the extent to which they feel worried about seventeen possible specific food-related risks¹⁰. These issues are widely discussed in the scientific community, as well as by policy makers, regulators, media and stakeholder groups. The results show that, of these seventeen items, pesticide residues, residues like antibiotics or hormones in meat, pollutants like mercury in fish and dioxins in pork and cloning animals for food products are the most widespread concerns. About a third (30%) of EU citizens say they are *very worried* about these issues and approximately a further 40% feel *fairly worried*, meaning that a large majority, about 70%, do feel worry to some degree about these issues.

There is a relatively high proportion of respondents who answer 'don't know' with regard to possible risks associated with nano particles found in food (16%). This finding suggests a degree of unfamiliarity with this issue among European citizens.

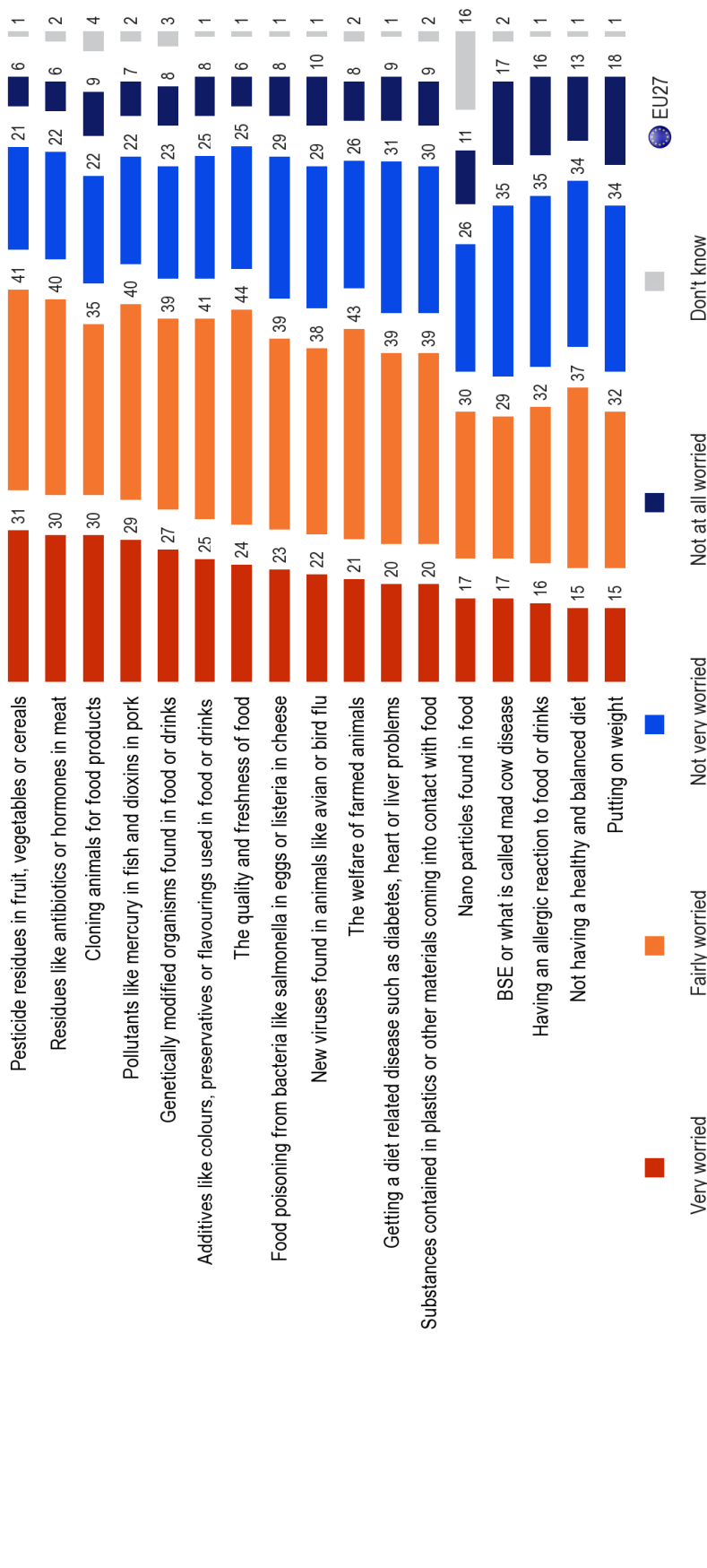
The Graph 2.2 presents the full result for all prompted items.

¹⁰ QF4 Please tell me to what extent you are worried or not about the following issues. ANSWERS: Very worried; Fairly worried; Not very worried; Not at all worried; Do not know.

N.B. The 2005 survey included 14 problems or risks compared to 17 in the 2010 study. In addition to the new options, several options used in 2005 were modified for the current survey and in some of these cases comparisons with 2005 results are not possible.

Graph: 2.2 – Prompted responses to problems and risks associated with food

QF4. Please tell me to what extent you are worried or not about the following issues.



2.2.1 Trend analyses 2010 vs.2005

In this section, we analyse the trends in the 2010 results vs. 2005 results, for those items asked in both surveys, see Graph 2.3.

Compared with the 2005 survey, respondents in 2010 are more concerned about pesticides in fruit, vegetables or cereals (31% very worried; an increase of 4 percentage points since 2005). There is also more widespread concern about residues such as antibiotics or hormones in meat (30% very worried; +3 points vs. 2005), pollutants like mercury in fish or dioxins in pork (29%; +3) and additives like colours, preservatives or flavourings (25%; +3). The graph 2.3 shows that levels of concerns are generally higher than in 2005 with the exceptions of "new viruses found in animals" (22%; -7), "BSE" (17%; -5) and "food poisoning" (23%; -3)¹¹.

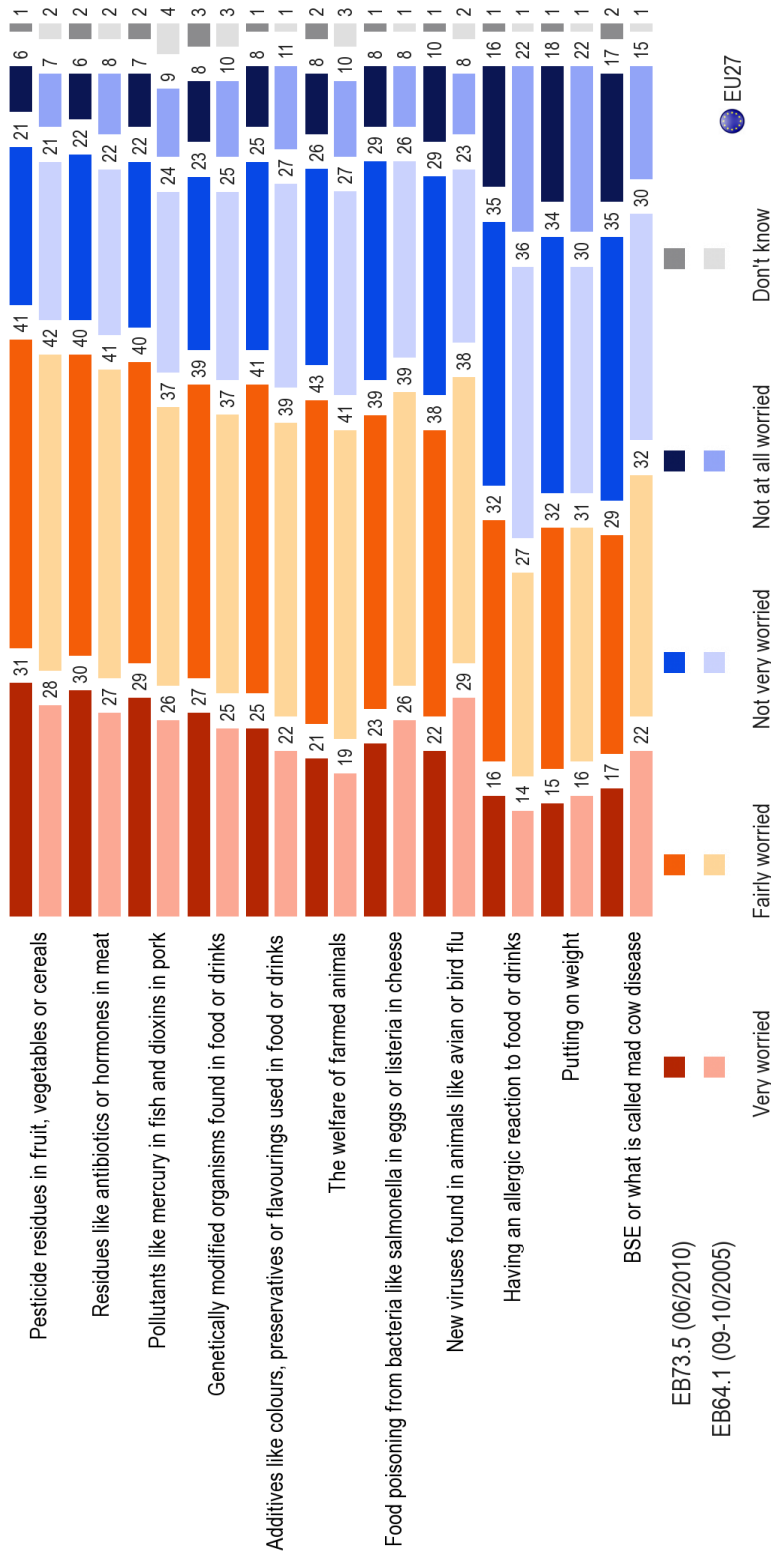
All the differences shown between 2005 and 2010 are statistically significant¹² and should, therefore, be considered relevant. However, the increase for *"having an allergic reaction"*, the increase for *"additives like colours, preservatives or flavourings used in food or drinks"* as well as that seen for *"pollutants like mercury in fish and dioxins in pork"* are larger and, statistically speaking, can be considered more robust, than that for *"putting on weight"*. On the other hand, the decreases for *"new viruses found in animals"* and *"BSE or what is called mad cow disease"* are also substantial and indicate a marked decline in concern.

¹¹ Comparisons are not possible for options new in 2010 or where the wording of the question differs from 2005 *i.e.* cloning; quality of food; substances contained in plastics; getting a diet related disease; not having a healthy and balanced diet; nano particles found in food.

¹² These differences are significant at a 95% level of confidence, the level generally accepted when considering survey data.

Graph: 2.3 – Prompted responses to problems and risks associated with food – 2010 vs. 2005

QF4. Please tell me to what extent you are worried or not about the following issues.



2.2.2 Level of Worry

In order to gauge current concerns and facilitate analysis of the different views on food-related risks, the risks have been grouped into three categories according to the "very worried" responses from the 2010 survey:

1. **Higher levels of worry:** those food-related risks about which 3 in 10 respondents are "very worried";
2. **Medium levels of worry:** those food-related risks about which between 20% and 28% of Europeans are "very worried".
3. **Lower levels of worry:** those food-related risks about which fewer than 20% of Europeans are "very worried".

The data collected in 2005 was analyzed according to the "total worried" responses ("very worried" + "fairly worried"). To facilitate comparison with these data, the "total worried" responses from the 2010 survey are given in the following sections.

2.2.2.1 Higher levels of worry

Four possible problems and risks are grouped in this category:

- ◆ Pesticide residues
- ◆ Residues like antibiotics or hormones in meat
- ◆ Pollutants like mercury in fish and dioxins in pork
- ◆ Cloning animals for food products.





























At least two thirds of respondents declare that they are worried ("very worried" + "fairly worried") about these issues.

Table 2.1 shows countries¹³ with the three highest and three lowest proportions of worried citizens, compared to the EU average, for each of the four issues.

¹³ The data concerning the other Member States could be found in the annex of the report.

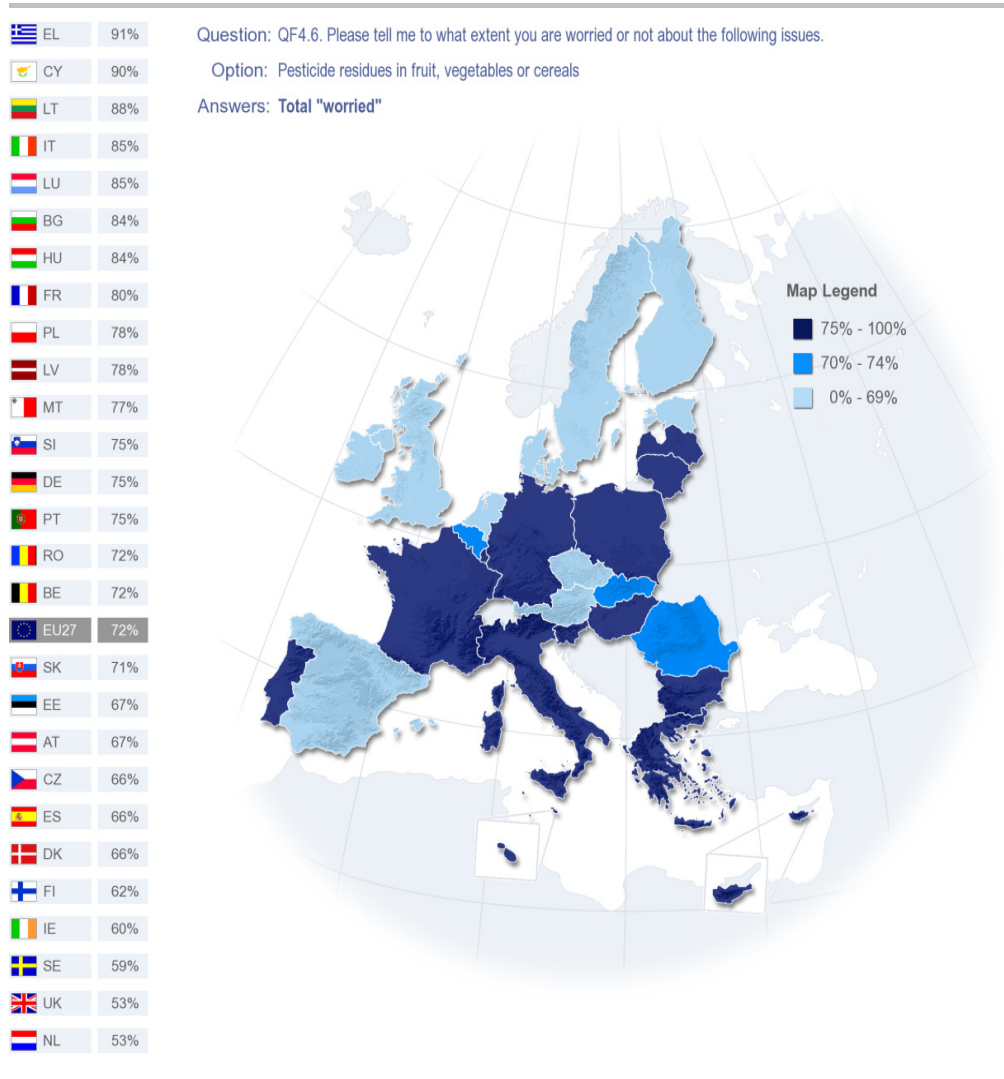
Tab: 2.1 – Higher levels of worry

QF4 Please tell me to what extent you are worried or not about the following issues.
Answer: Total 'Worried'
"Higher levels of Worry"

Pesticide residues in fruit, vegetables or cereals		Residues like antibiotics or hormones in meat		Pollutants like mercury in fish and dioxins in pork		Cloning animals for food products	
 EU27	72%	 EU27	70%	 EU27	69%	 EU27	65%
 EL	91%	 CY	92%	 CY	85%	 EL	76%
 CY	90%	 EL	87%	 IT	83%	 IT	75%
 LT	88%	 LT	84%	 LT	82%	 LU	75%
...		
 SE	59%	 UK	53%	 NL	57%	 EE	48%
 NL	53%	 SE	50%	 UK	51%	 IE	48%
 UK	53%	 FI	48%	 SE	46%	 MT	48%












"Pesticide residues in fruit, vegetables or cereals" is the issue that causes the most concern across the EU, as it is the risk quoted by the greatest number of citizens in twelve Member States. Respondents in Greece (91%), Cyprus (90%) and Lithuania (88%) report particularly high levels of worry, whereas worry levels are lowest in the United Kingdom and the Netherlands (both at 53%). In 2005, respondents from 9 Member States identified pesticide residues as the food-related risk they worried about the most.

Map: 2.1 – "Pesticide residues in fruit, vegetables or cereals"; Geographical distribution of "Total worried"



Compared with the results from the 2005 survey, there has been a large increase in the level of worry in Luxembourg (85%; +14), Lithuania (88%; +12) and the Netherlands (53%; +12). The United Kingdom is the only country, which shows a significant decline in concern (53%; -12).

Tab: 2.2 – "Pesticide residues in fruit, vegetables or cereals"
- Shift since 2005¹⁴

QF4.6 Pesticide residues in fruit, vegetables or cereals			
		Total Worried	Shift since 2005
	LU	85%	14
	LT	88%	12
	NL	53%	12
	SK	71%	9
	EE	67%	9
	LV	78%	7
	BE	72%	7
	DE	75%	6
	SE	59%	6
	EU27	72%	2
	UK	53%	-12

The second issue which EU citizens feel the most worried about is "**residues like antibiotics or hormones in meats**". Concern about this issue is the highest in Cyprus (92%), and Greece (87%), whereas worry on this point is lowest in Finland (48%). A strong shift towards more concern is noted in Lithuania (84%; +13), Luxembourg (80%; +12) and the Netherlands (63%; +11). In the United Kingdom, on the other hand, there has been a decline in worry (53%; -8).

Worry about "**pollutants like mercury in fish and dioxins in pork**" ranks third amongst risks worrying citizens across the EU. Worry about this issue is at its highest in Cyprus (85%), Italy (83%), Lithuania (82%) and Greece (81%). Sweden (46%) is the only country where less than half of respondents are worried. Compared with the 2005 results, worry is now more widespread in Spain (65%; +13), Cyprus (85%; +12), Slovakia (65%; +11) and the Netherlands (57%; +11). The only country that shows a decrease in level of worry is the United Kingdom (51%; -5).

When considering "**cloning animals for food products**", worry is highest in Greece (76%), Italy and Luxembourg (75%). Level of worry is lowest in three countries where just under half of respondents express worry about this issue; Estonia, Ireland and Malta (all 48%). This item was not included in the 2005 survey.

¹⁴ In this and all subsequent similar tables, only those countries where there has been a statistically significant change are shown.

























































2.2.2.2 Medium levels of worry

Eight possible risks are included in this category:

- ◆ Quality and freshness of food
- ◆ Genetically modified organisms found in food and drink
- ◆ Additives like colours, preservatives or flavourings used in food or drinks
- ◆ The welfare of farmed animals
- ◆ Food poisoning from bacteria like salmonella in eggs or listeria in cheese
- ◆ New viruses found in animals like avian or bird flu.
- ◆ Substances contained in plastics or other materials.
- ◆ Getting a diet-related disease such as diabetes.

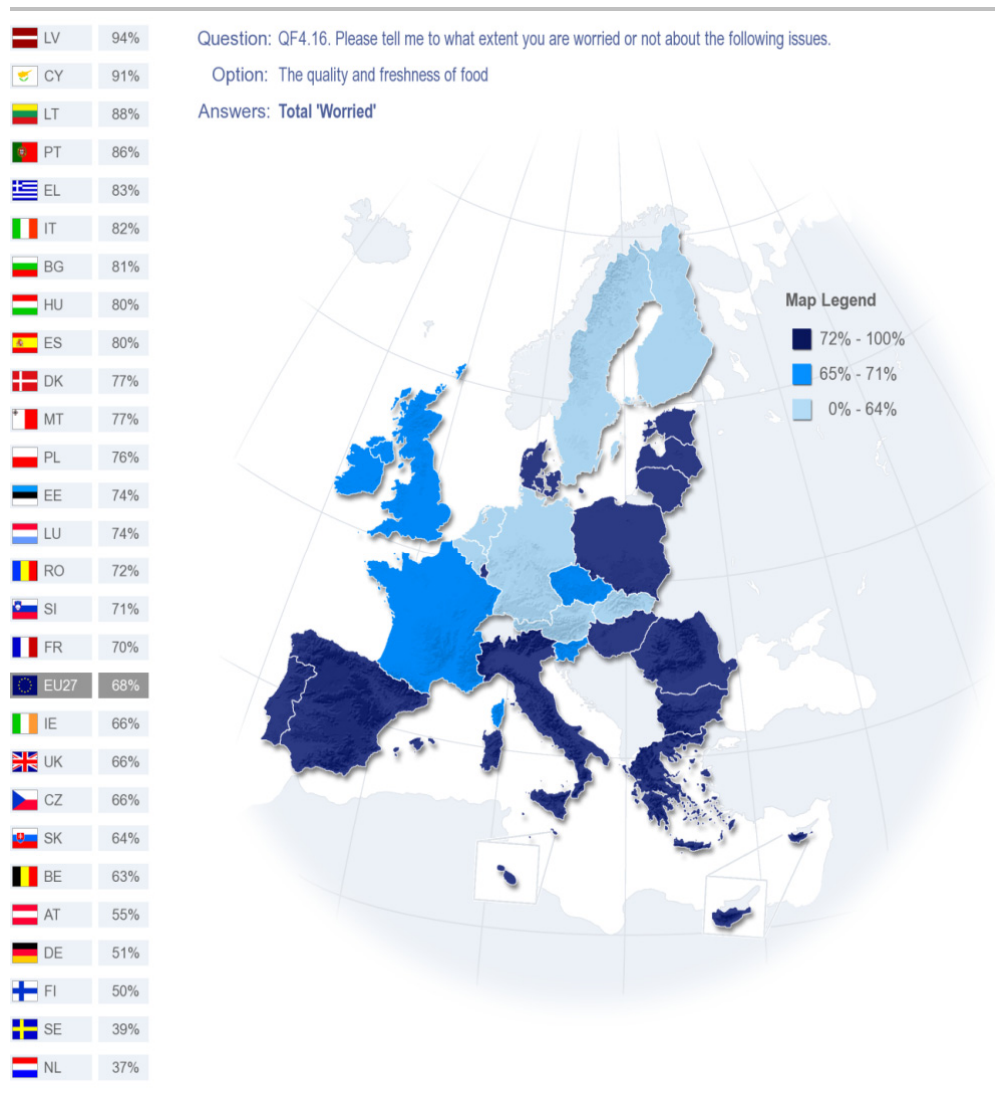
Table 2.3 below shows the countries with the three highest and three lowest proportions of worried citizens, compared to the EU average, for each of the eight issues.

Tab: 2.3 – Medium levels of worry

QF4 Please tell me to what extent you are worried or not about the following issues. Answer: Total 'Worried' "Medium level of worry"							
The quality and freshness of food		Genetically modified organisms found in food or drinks		Additives like colours, preservatives or flavourings used in food or drinks		The welfare of farmed animals	
 EU27	68%	 EU27	66%	 EU27	66%	 EU27	64%
 LV	94%	 EL	81%	 LT	87%	 LU	81%
 CY	91%	 LT	81%	 EL	85%	 DK	76%
 LT	88%	 BG	80%	 CY	82%	 PT	76%
...		
 FI	50%	 SE	48%	 SE	54%	 RO	49%
 SE	39%	 UK	48%	 IE	53%	 BG	48%
 NL	37%	 IE	46%	 UK	51%	 HU	44%
Food poisoning from bacteria like salmonella in eggs or listeria in cheese		New viruses found in animals like avian or bird flu		Substances contained in plastics or other materials coming into contact with food		Getting a diet related disease such as diabetes, heart or liver problems	
 EU27	62%	 EU27	60%	 EU27	59%	 EU27	59%
 CY	85%	 EL	81%	 EL	80%	 CY	80%
 BG	84%	 IT	80%	 IT	77%	 LT	78%
 LT	84%	 LT	73%	 CY	69%	 EL	76%
...		
 NL	42%	 DK	41%	 FI	36%	 AT	43%
 FI	38%	 AT	41%	 SE	32%	 SE	32%
 SE	23%	 SE	36%	 NL	31%	 NL	29%

The first issue in this group is the **"quality and freshness of food"** about which 68% of Europeans express worry. Particularly high levels are noted in Latvia (94%), Cyprus (91%) and Lithuania (88%). Levels are lower in Finland (50%), Sweden (39%) and the Netherlands (37%).

Map: 2.2 – "Quality and freshness of food" Geographical distribution of "Total worried"












With Denmark being the only exception, it is noteworthy that respondents who expressed the highest levels of worry about "quality and freshness of food" fall into two clear categories; i) from Member States that have joined the EU since 2004 and ii) from Mediterranean countries (Portugal, Greece, Italy and Spain).

The second issue in the 'medium levels of worry' group concerns the risks associated with **"genetically modified organisms found in food and drink"**. The worry levels range from just under half of the sample in Ireland (46%), Malta, Sweden and the United Kingdom (all 48%) to over 80% in Greece and Lithuania (both 81%). Austria is the only Member State where "GMO" is ranked in that country as the most serious worry (at 67%, the same level of concern as that for pesticides).

Worry on this issue has increased significantly in 10 Member States since 2005, with Lithuania (81%; +18) showing the largest shift, followed by Portugal (67%; +13). The United Kingdom (48%; -6) is once more the only country that shows a marked decline in the level of worry since 2005.

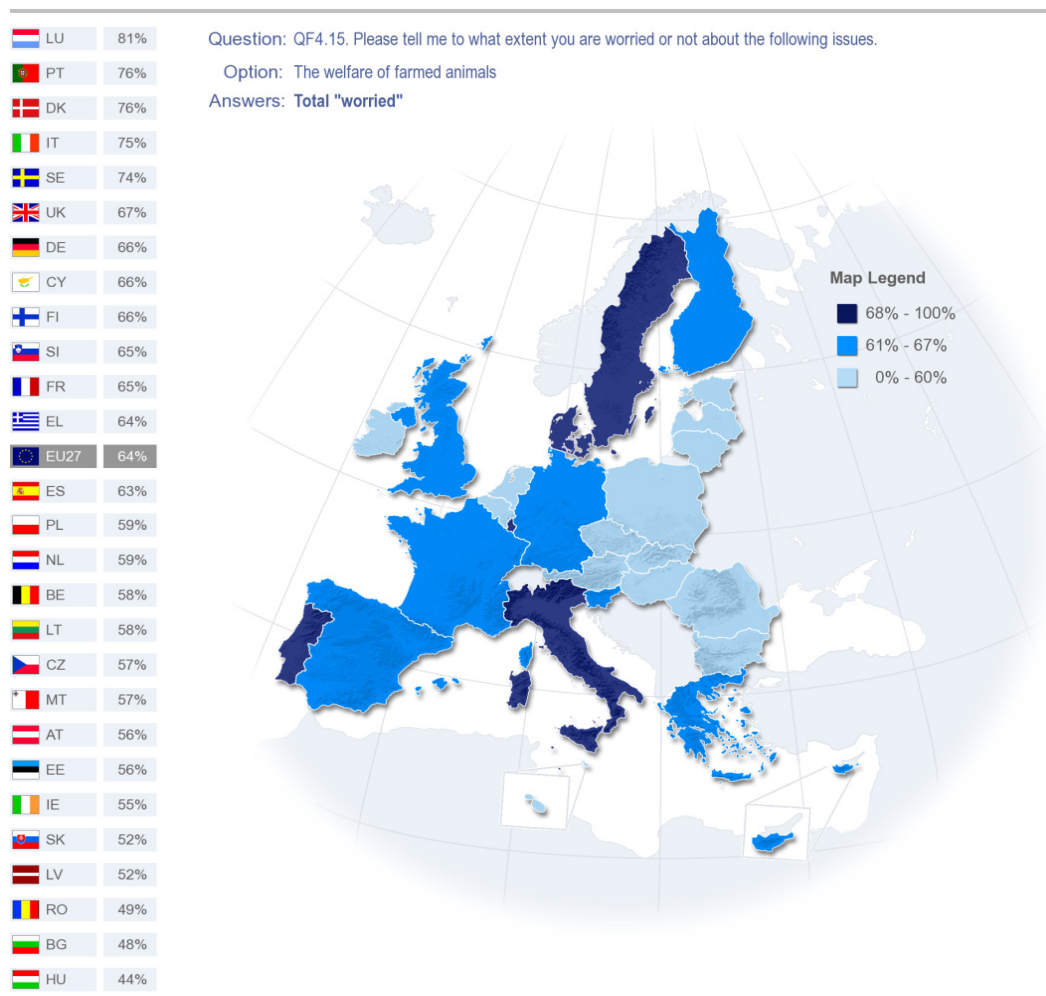
Tab: 2.4 – "Genetically modified organisms found in food and drink"- Shift since 2005

QF4.2 Genetically modified organisms in food or drinks			
		Total Worried	Shift since 2005
	LT	81%	18
	PT	67%	13
	LU	75%	10
	DE	71%	9
	SK	61%	8
	BE	60%	8
	CZ	58%	8
	NL	50%	8
	HU	70%	7
	ES	62%	6
	EU27	66%	4
	UK	48%	-6

Worry about **"additives like colours, preservatives or flavourings used in food or drinks"** ranks third in the 'medium levels of worry' issues. This worry is most pronounced in Lithuania (87%), Greece (85%) and Cyprus (82%). With regard to this issue there is a large increase in worry levels since 2005 in the Netherlands (56%; +16) and Sweden (54%; +14). The United Kingdom is again the only country with a clear decline in concern (51%; -11).

The fourth worry in this group concerns **"the welfare of farmed animals"** with levels of concern ranging from high levels in Luxembourg (81%), Portugal and Denmark (76%) and Italy (75%) to three countries where less than half the sample are worried: 49% in Romania, Bulgaria (48%) and 44% in Hungary. It should also be pointed out that although worry about this matter is comparatively lower in the UK (67%) and Finland (66%), this is the top concern expressed by respondents in these countries.

Map: 2.3 – "The welfare of farmed animals" Geographical distribution of "Total worried"







Map 2.3 shows that there is a clear geographical pattern in the levels of worry expressed about the welfare of farmed animals: for the most part, respondents from Member States that joined the European Union after 2004 appear to be comparatively less worried about this issue than their counterparts in countries which have been members of the EU for longer.

In 11 Member States worry has markedly increased since 2005, particularly in Finland (66%; +18), Lithuania (58%; +16) and Luxembourg (81%; +15). There are no countries where a downward shift has occurred.

Worry about **"food poisoning from bacteria like salmonella in eggs or listeria in cheese"**, ranges from 23% in Sweden to 85% in Cyprus.

Tab: 2.5 – "Food poisoning from bacteria like salmonella in eggs or listeria in cheese"- Shift since 2005

QF4.5 Food poisoning from bacteria like salmonella or listeria in cheese			
		Total Worried	Shift since 2005
	LT	84%	9
	NL	42%	7
	IT	79%	6
	EU27	62%	-3
	IE	59%	-6
	MT	72%	-7
	EE	54%	-7
	PL	69%	-8
	LU	63%	-12
	DE	51%	-12
	UK	49%	-14
	SE	23%	-17

Shifts in opinion since 2005 vary from Lithuania (84%; +9) and the Netherlands (42%; +7) where there have been increases in the level of worry, to 10 Member States where there are significant declines in the proportion of people worried about this issue; most notably Luxembourg (63%; -12), Germany (51%; -12), the United Kingdom (49%; -14) and Sweden (23%; -17).

"New viruses found in animals like avian or bird flu" are a cause for concern for 60% of Europeans although this is 7 percentage points lower than in the 2005 study results. This issue causes the most concern in Greece (81%) and the least in Sweden (36%) and Denmark (41%). With the exception of Spain where respondents show an increase in worry since 2005 (61%; +7), worry appears to have mainly decreased and significantly so in 15 Member States (by 6 percentage points or more in each instance), most notably in France (44%; -28) and Malta (59%; -25 points).

Two prompted risks share the last position in this category with 59% of European citizens citing them as a cause for concern. The first is **"substances contained in plastics or other materials"**, which is of the greatest concern in Greece (80%), Italy (77%), Cyprus, Lithuania and Portugal (69%), and the lowest in the Netherlands (31%) and Sweden (32%).

The other risk, completing this category is **"getting a diet-related disease such as diabetes"**. Concern varies from 29% in the Netherlands to 80% in Cyprus (EU27 59%). Citizens in Southern and Eastern Member States tend to express more concern about this issue than those from Northern Europe.




































2.2.2.3 Lower levels of worry

In this category there are five food-related risks:

- ◆ Not having a healthy and balanced diet
- ◆ Having an allergic reaction to food or drinks
- ◆ Putting on weight
- ◆ Nano particles found in food.
- ◆ BSE or what is called mad cow disease.

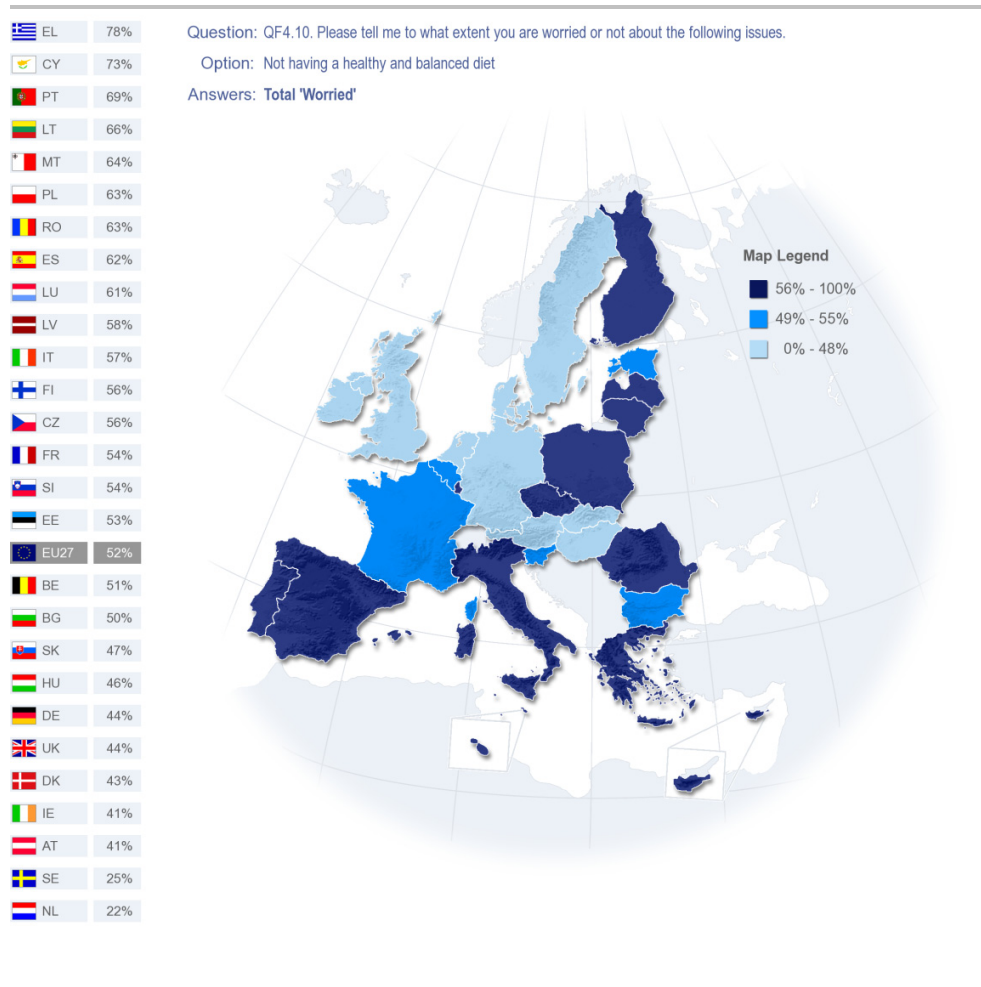
Table 2.6 shows the countries where respondents expressed the three highest and three lowest levels of worry in relation to the EU average, for each of the five issues.

Tab: 2.6 – Lower levels of worry

QF4 Please tell me to what extent you are worried or not about the following issues. Answer: Total 'Worried' "Low level of worry"									
Not having a healthy and balanced diet		Having an allergic reaction to food or drinks		Putting on weight		Nano particles found in food		BSE or what is called mad cow disease	
 EU27	52%	 EU27	48%	 EU27	47%	 EU27	47%	 EU27	46%
 EL	78%	 BG	77%	 MT	73%	 CY	71%	 IT	69%
 CY	73%	 IT	67%	 CY	61%	 IT	63%	 EL	66%
 PT	69%	 PT	67%	 PT	61%	 EL	61%	 LT	66%
...		
 AT	41%	 NL	29%	 NL	41%	 NL	27%	 FI	23%
 SE	25%	 UK	28%	 SE	38%	 SE	27%	 IE	22%
 NL	22%	 SE	18%	 DE	37%	 MT	21%	 SE	16%

The first issue in the "lower levels of worry" group is "**not having a healthy and balanced diet**", for which worry ranges from 22% in the Netherlands and 25% in Sweden to 73% in Cyprus and 78% in Greece, which is the only country where more than three quarters of respondents are worried about the issue.

Map: 2.4 – "Not having a healthy and balanced diet" Geographical distribution of "Total worried"



A geographical divide can be seen in levels of worry about "**not having a healthy and balanced diet**"; respondents in the Member States that most recently joined the European Union and in the Mediterranean countries tend to express the highest levels of concern.

Worry about **"having an allergic reaction to food or drinks"** ranges from 18% in Sweden to 67% in Italy and Portugal with a high of 77% in Bulgaria. There is a marked increase in the proportion of people who are worried in Portugal (67%; +24 vs. 2005), Poland (62%; +15) and Cyprus (59%; +15). In no countries are there significantly fewer respondents who expressed worry than in 2005.

Worry about **"putting on weight"** is the same at European level as in 2005 (47%) but there are some significant upwards shifts at a country level: Portugal (61%; +17 points) and Poland (51%; +10 points). In no country has there been a significant downward shift (of 6 percentage points or more).

In most Mediterranean countries, relatively high worry levels are noted for **"nano particles found in food"**, most notably in Cyprus (71%), Italy (63%) and Greece (61%). However, Malta has a comparatively low proportion of respondents who are worried (21%). As noted before, this is also the issue where the highest proportion of respondents answered "don't know" (16%), thereby suggesting that large numbers of European citizens are unacquainted with this subject.

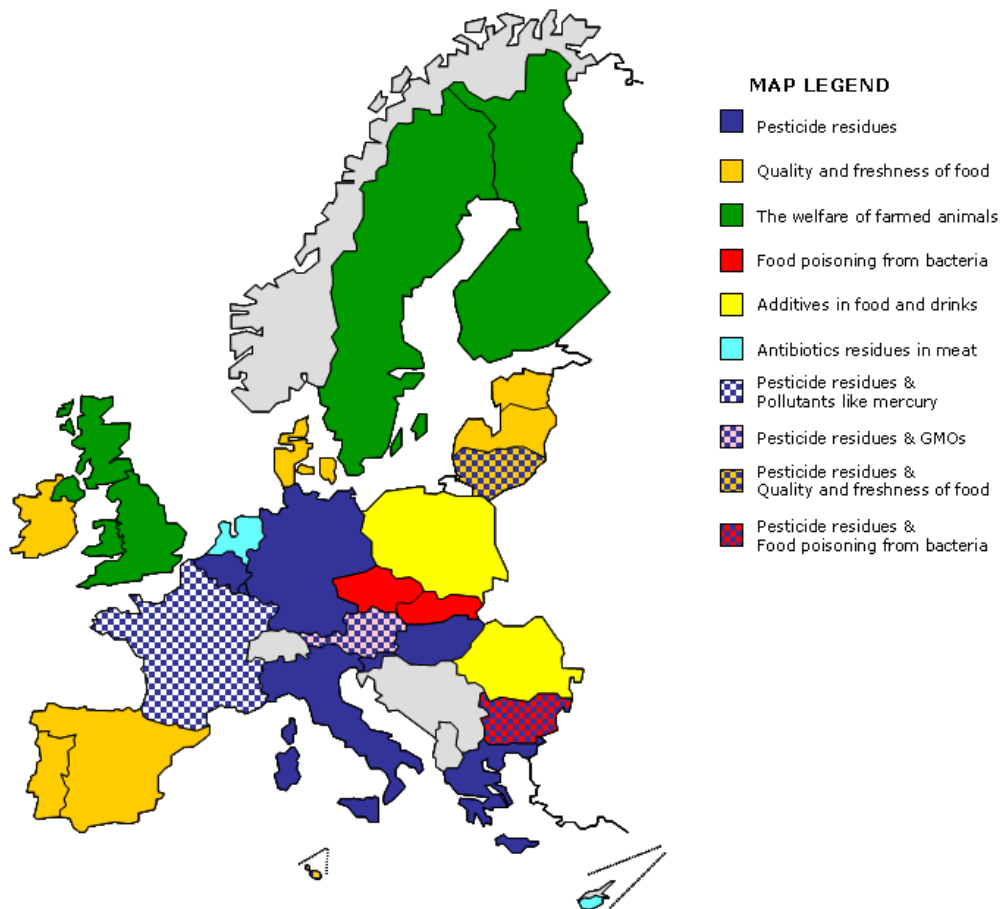
Fewer respondents are worried about the issue of **"BSE or what is called mad cow disease"** than was the case in 2005 (down from 54% to 46%). Worry ranges from less than one respondent in five in Sweden (16%) to two in three respondents in Italy (69%), Greece and Lithuania (both 66%). Compared with 2005's results, respondents worry less about BSE particularly in Malta (25%; -23), Cyprus (37%; -19), France (40%; -18), Ireland (22%; -16) and the United Kingdom (35%; -4). Portugal (59%) and Slovakia (52%) are the only countries where worry about this issue has increased significantly since 2005 (both +8).

2.3 Top concerns in Member States

- Geographical divides exist across Member States with regard to what citizens consider as the top concern -

On the basis of the question discussed in the previous sections - measuring the extent to which citizens in each country are worried about the prompted 17 food-related risks, Map 2.5 shows the top concern for each Member State. The evaluation is based on the total number of respondents who expressed worry ("very worried" + "fairly worried") about each issue. For Member States where respondents rate two issues as equally worrisome, both risks are highlighted in the map below.

Map: 2.5 – Top concerns in Member States



It should be noted that 9 of the risks covered in the study did not appear as top concerns in any country and hence are not shown on the map¹⁵.

"Pesticide residues in fruit, vegetables or cereals" is the overall highest concern in twelve Member States, confirming its top position of concern with EU citizens. As map 2.5 shows, this issue is particularly worrisome in Greece (91%), Lithuania (88%), Italy (85%), Luxembourg (85%), Bulgaria (84%), Hungary (84%), France (80%), Malta (77%), Slovenia (75%), Germany (75%), Belgium (72%) and Austria (67%).

"The quality and freshness of food" attracts the highest level of concern in eight countries, including the Baltic States (Latvia 94%, Lithuania 88%, Estonia 74%), Spain (80%) and Portugal (86%) as well as Denmark (77%), Malta (77%) and Ireland (66%).

In other Northern European countries including Sweden (74%), Finland (66%) and the UK (67%), it is "the welfare of farmed animals" which shows the highest level of concern amongst citizens.

In three Central European Member States, Bulgaria (84%), the Czech Republic (77%) and Slovakia (72%), the issue of "food poisoning from bacteria like salmonella in eggs or listeria in cheese" is the greatest concern.

The issues "additives like colours, preservatives or flavouring used in food or drinks" and "residues like antibiotics or hormones in meat" are each the largest sources of worry in two countries: in Poland (79%) and Romania (70%); and Cyprus (92%) and the Netherlands (63%) respectively.

80% of French respondents expressed worry about "pollutants like mercury", the same level of worry registered in that country for pesticide residues. In Austria, respondents are equally concerned about two issues: pesticides and GMOs, each at 67%.

¹⁵ 9 risks not being a number one concern in any Member State and thus not shown on the map: Cloning animals for food products, New viruses found in animals like avian or bird flu, Substances contained in plastics or other materials, Getting a diet-related disease such as diabetes, Not having a healthy and balanced diet, Having an allergic reaction to food or drinks, Putting on weight, Nano particles found in food, BSE or what is called mad cow disease

Further analysis of the findings at a European level according to socio-demographic groups ¹⁶ shows that all respondents but those aged 15-24 consider pesticide residues in foods as the issue of most concern. Respondents in this younger age group rate the quality and freshness of food as the issue of most concern.

With respect to possible differences in perception according to gender, analysis of the findings shows that women tend to worry more than men with respect to two of the risks – putting on weight (53% of women vs 42% of men) and the welfare of farmed animals (68% of women vs 60% of men).

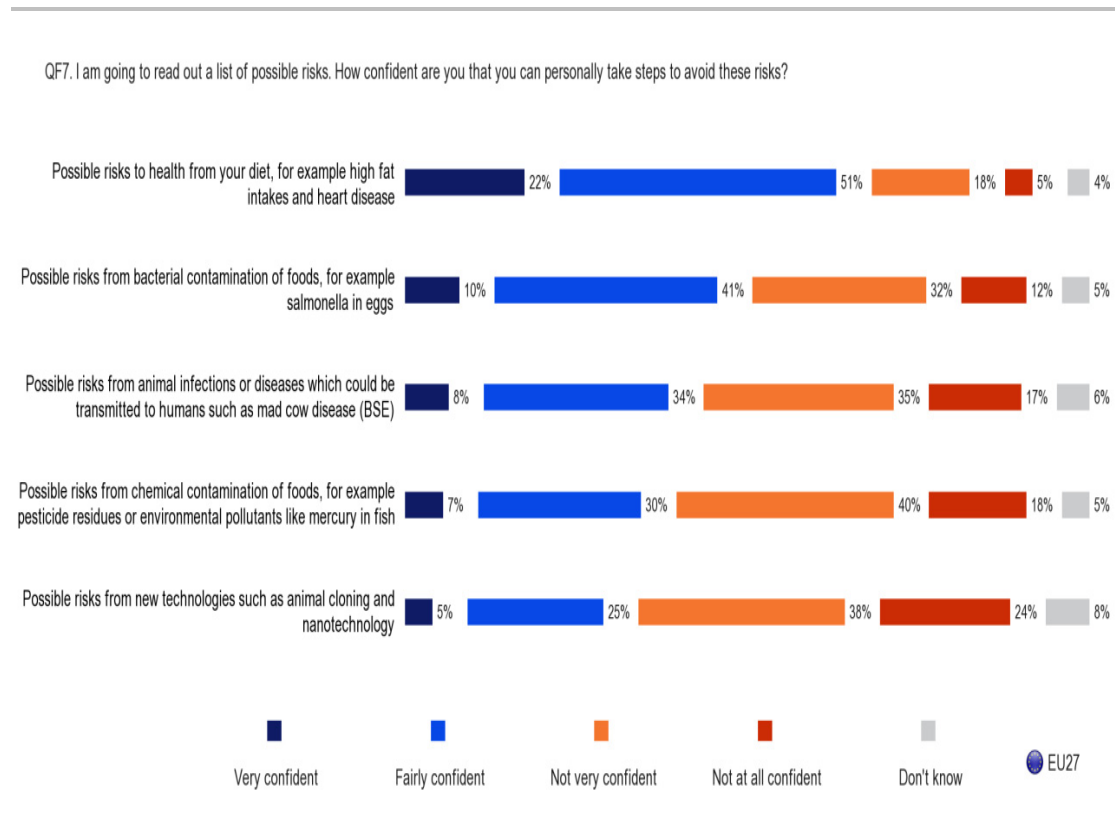
Furthermore, we see that the level of concern for nearly all risks is generally lower among younger respondents. Concern also tends to be less widespread among respondents that declare almost never having difficulties in paying bills or those positioning themselves on the top of the social scale.

2.4 Personal effectiveness in avoiding food-related risks

The previous sections have identified that EU citizens feel concerned regarding a number of issues when prompted about possible risks associated with food. Against this background it is interesting to see whether respondents feel able to avoid the risks examined, or if they deem these problems to be beyond their personal control¹⁷. More specifically, respondents were asked to indicate the extent to which they feel confident in being able to personally take steps to avoid five specific risks.

¹⁶ Only those socio-demographic variables where variation was noted between the categories are included in the analysis.

¹⁷ QF7 I am going to read out a list of possible risks. How confident are you that you can personally take steps to avoid these risks? ANSWERS: Very confident; Fairly confident; Not very confident; Not confident at all; Do not know.

Graph: 2.4 – Personal confidence in avoiding food-related risks

The confidence of EU citizens in being able to avoid diet-related illness (72%) is high and bacterial contamination (51%) is also relatively high, whereas citizens feel less confident in being able to take steps to avoid possible risks from chemical contamination (<40%) and new technologies (<30%). A more divided opinion is found with regard to avoiding possible risks from animal infections or diseases, which could be transmitted to humans. On this point, 42% of respondents report being confident in being able to take steps to avoid this risk whereas a somewhat larger proportion (52%) claims not to be.

- Respondents are more confident that they can personally take steps to avoid risks related to their own diet... -

A majority of EU citizens (73%) feel confident that they can avoid **"possible risks to health from your diet, for example high fat intakes and heart disease"** (22% *very confident* and 51% *fairly confident*). About a quarter (23%) of respondents feel less confident in being able to personally take action to avoid this risk (18% *not very confident* and 5% *not at all confident*).

At the country level the results show that more than half of the respondents in all Member States feel confident that they can avoid diet-related risks. Such confidence is highest in the Netherlands where more than 9 out of 10 respondents feel confident (91% *total confident*). Confidence is also high in Sweden (88%), Denmark (86%), the United Kingdom and Malta (both 84%). Lower degrees of confidence are reported in Romania (54%) and Lithuania (56%).

EU citizens show a somewhat lower degree of confidence (51%; 10% *very confident* and 41% *fairly confident*) that they may be able to personally take steps to avoid **"bacterial contamination of foods, for example salmonella in eggs"**. Large variation is found across Member States with the lowest levels of confidence being reported in Greece and Lithuania (both 27%) and the highest in Denmark (70%) and the United Kingdom (73%).

As noted above, citizens are divided on their being able to avoid **"possible risks from animal infections or diseases which could be transmitted to humans such as mad cow disease (BSE)"**. Whereas 42% of respondents are confident in their ability to take steps to avoid such risks (8% *very confident* and 34% *fairly confident*), 52% are not confident (35% *not very confident* and 17% *not at all confident*).

A large variation is noted at the country level with confidence ranging from less than a fifth of respondents in Bulgaria (17% *total confident*) and Lithuania (18%) to over half expressing confidence in Sweden (52%), Denmark, Portugal (both 53%), Finland (56%) and the United Kingdom (61%).

- ... Risks related to chemical contamination and new technologies like nanotechnology and cloning are regarded as being less easy to avoid -

Whereas respondents by and large feel confident in being able to take steps to avoid diet-related risks, their confidence decreases when it comes to other issues. When asked about the **"possible risks from chemical contamination of foods, for example pesticide residues or environmental pollutants like mercury in fish"** only 37% of EU citizens are confident (7% *totally confident* and 30% *fairly confident*) in being able to take steps to avoid the risk. Little variation is found at the country level; only in the United Kingdom do more than half of respondents report an overall feeling of confidence (54% *total confident*). Respondents in Bulgaria (19%) and Lithuania (17%), on the other hand, show the lowest levels of confidence.

Perceived confidence in being able to take personal steps to avoid **"possible risks from new technologies such as animal cloning and nanotechnology"** is also low, at 30%. In no Member States does a majority feel confident. Levels of confidence range from 13% in Bulgaria to 43% in Italy and Portugal. Confidence levels are also relatively high in the United Kingdom (41%) and Austria (40%)

Table 2.7 shows the full range of answers in all surveyed countries for the five items analysed.

A socio-demographic analysis of the findings shows that the higher respondents position themselves on the social scale (and the less financial concerns they have) the more likely it is that they will feel confident that they can take steps to avoid food-related risks¹⁸. With regard to other socio-demographic factors, little variation is found.

¹⁸ The two factors are based on the following socio-demographic questions:

D60 During the last twelve months, would you say you had difficulties to pay your bills at the end of the month...? and **D61** On the following scale, step '1' corresponds to "the lowest level in the society"; step '10' corresponds to "the highest level in the society". Could you tell me on which step you would place yourself? (Highest = score 8-10 on scale; middle = score 4-7 on scale; lowest is score 1-3 on scale).

Tab: 2.7 – Risks that one can personally take steps to avoid

QF7 I am going to read out a list of possible risks. How confident are you that you can personally take steps to avoid these risks?

	Chemical contamination of foods (pesticide residues or environmental pollutants like mercury in fish)			Bacterial contamination of foods (salmonella in eggs)			Health in relation with diet (high fat intakes and heart disease)			New technologies (animal cloning and nanotechnology)			Animal infections or diseases (mad cow disease (BSE))		
	Total 'Confident'	Total 'Not confident'	Don't know	Total 'Confident'	Total 'Not confident'	Don't know	Total 'Confident'	Total 'Not confident'	Don't know	Total 'Confident'	Total 'Not confident'	Don't know	Total 'Confident'	Total 'Not confident'	Don't know
EU27	37%	58%	5%	51%	44%	5%	73%	23%	4%	30%	62%	8%	42%	52%	6%
BE	36%	61%	3%	49%	49%	2%	71%	27%	2%	30%	66%	4%	44%	53%	3%
BG	19%	74%	7%	30%	64%	6%	58%	37%	5%	13%	75%	12%	17%	74%	9%
CZ	28%	69%	3%	38%	61%	1%	68%	31%	1%	29%	66%	5%	37%	61%	2%
DK	38%	60%	2%	70%	29%	1%	86%	13%	1%	37%	59%	4%	53%	45%	2%
DE	30%	66%	4%	50%	47%	3%	77%	20%	3%	27%	68%	5%	43%	53%	4%
EE	31%	66%	3%	43%	54%	3%	75%	22%	3%	23%	70%	7%	34%	63%	3%
EL	21%	78%	1%	27%	72%	1%	63%	36%	1%	16%	81%	3%	21%	78%	1%
ES	40%	55%	5%	51%	45%	4%	76%	21%	3%	27%	62%	11%	37%	58%	5%
FR	30%	65%	5%	47%	48%	5%	69%	27%	4%	25%	67%	8%	40%	54%	6%
IE	49%	45%	6%	63%	33%	4%	78%	19%	3%	34%	54%	12%	41%	52%	7%
IT	47%	46%	7%	52%	41%	7%	66%	28%	6%	43%	46%	11%	48%	44%	8%
CY	26%	72%	2%	28%	70%	2%	67%	31%	2%	16%	78%	6%	18%	80%	2%
LT	17%	78%	5%	27%	67%	6%	56%	40%	4%	18%	73%	9%	20%	73%	7%
LV	24%	73%	3%	39%	58%	3%	62%	35%	3%	20%	74%	6%	26%	69%	5%
LU	40%	56%	4%	53%	43%	4%	74%	22%	4%	33%	61%	6%	50%	44%	6%
HU	40%	58%	2%	61%	38%	1%	79%	20%	1%	32%	63%	5%	46%	52%	2%
MT	49%	42%	9%	67%	26%	7%	84%	11%	5%	32%	43%	25%	45%	41%	14%
NL	35%	62%	3%	67%	30%	3%	91%	8%	1%	24%	70%	6%	47%	50%	3%
AT	43%	54%	3%	51%	47%	2%	76%	22%	2%	40%	56%	4%	46%	50%	4%
PL	26%	66%	8%	45%	47%	8%	66%	28%	6%	19%	71%	10%	27%	63%	10%
PT	47%	46%	7%	50%	44%	6%	69%	27%	4%	43%	45%	12%	53%	42%	5%
RO	27%	62%	11%	33%	57%	10%	54%	37%	9%	22%	63%	15%	27%	60%	13%
SI	36%	62%	2%	51%	48%	1%	81%	18%	1%	33%	65%	2%	41%	57%	2%
SK	29%	67%	4%	45%	53%	2%	64%	34%	2%	27%	67%	6%	36%	60%	4%
FI	40%	60%	0%	55%	44%	1%	71%	28%	1%	38%	60%	2%	56%	42%	2%
SE	38%	60%	2%	56%	42%	2%	88%	11%	1%	32%	64%	4%	52%	46%	2%
UK	54%	40%	6%	73%	23%	4%	84%	12%	4%	41%	49%	10%	61%	32%	7%
	Highest percentage per country (Answer 'Total Confident')			Highest percentage per item (Answer 'Total Confident')			Lowest percentage per country (Answer 'Total Confident')			Lowest percentage per item (Answer 'Total Confident')					

3. SOURCES OF INFORMATION: PUBLIC CONFIDENCE AND RESPONSE

3.1 Public confidence in sources of information on food safety

In this section we look in detail at trust in different sources of information on serious food-related risks by asking respondents to indicate the extent to which they feel confident about 13 sources of information¹⁹.

- Highest confidence in health professionals and personal contacts -

The survey shows that EU citizens are the most confident in "their physician/doctor and other health professionals" (84%) as providers of accurate information about serious food-related risks (31% very confident and 53% fairly confident). Confidence in "family and friends" as sources of information on food-related risks is similarly high (82%). In addition, approximately three out of four respondents are confident in information from "consumer organisations" (76%), "scientists" (73%) and "environmental protection groups" (71%).

Further, it can be observed that the majority of respondents are confident about information from the "national and European food safety agencies (EFSA)" (64%), and "European institutions" (57%) on food-related risks. At the same time, it should be noted that a relatively large proportion of respondents (7% and 9%) answer 'don't know' to these questions, suggesting a relative unfamiliarity with the role these public authorities play in this area.

"National governments" are the only institution for which less than 1 in 2 (47%) respondents express their confidence in these bodies as a source of information on food-related risks.

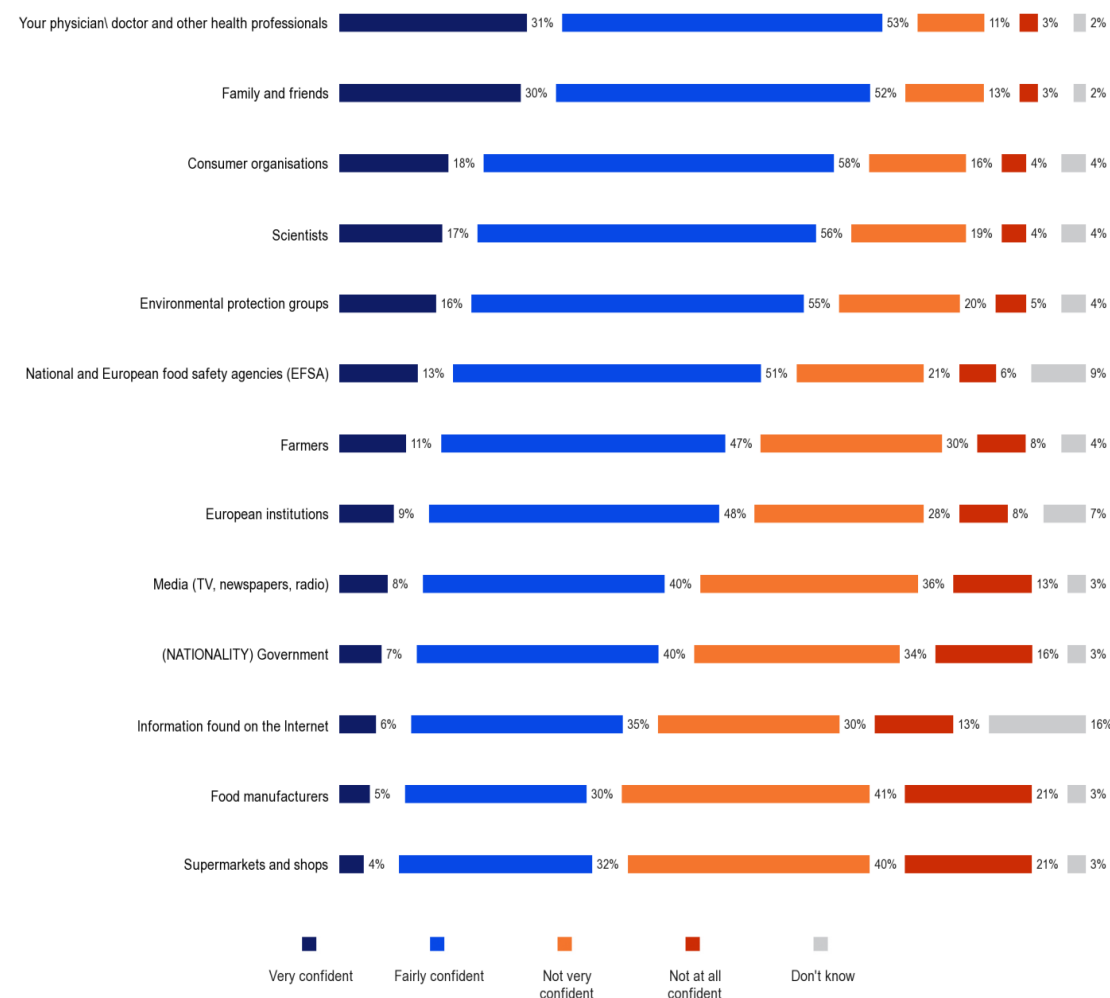
The wide majority of Europeans feel confident about "farmers" (58%) with respect to information on food risks. These are the only actors in the food supply chain that reach a level of confidence above 50%. Results show that respondents tend to trust information from those involved in the food supply chain to a much lower degree, with about a third saying they feel confident about information from "food manufacturers" (35%) and "retailers" (36%).

¹⁹ QF5 Suppose a serious food risk was found in a food you eat regularly such as fish, chicken or salad. How much confidence would you have in the following sources to give you accurate information about this risk? ANSWERS: Very confident; fairly confident; Not very confident; Not confident at all; Do not know.

Looking at confidence in media and the internet as information sources, results show that less than one in two respondents regard the media as a trusted information source on food risks. Mainstream “media (such as TV, newspapers and radio)” are generally more trusted (48%) than information found on the “internet” (41%). For the latter, it should be noted that a relatively large proportion of respondents (16%) answer ‘don’t know’, which suggests some uncertainty about the role of the internet in this area.

Graph: 3.1 – Confidence in source of information – EU27

QF5. Suppose a serious food risk were found in a food you eat regularly such as fish, chicken or salad. How much confidence would you have in the following sources to give you accurate information about this risk?



3.2 Detailed analysis of information sources

In order to present the data in the most consistent way, the different information sources have been categorised into four groups for further examination by using factor analysis (PAF).²⁰ This technique groups the sources of information in a way that follows respondents' latent answering patterns²¹. These answering patterns form the basis for the grouping outlined below.

According to this analysis, we have identified four groups:

1. **Personal Environment and Interests:** physicians, family and friends, consumer organisations, environmental groups.
2. **Public authorities and Scientists:** scientists, national and European food agencies (EFSA), EU institutions, national governments.
3. **Food Chain:** farmers, food manufacturers, supermarkets.
4. **Media:** mainstream media and the internet.

3.2.1 Personal Environment and Interests

- Doctors and other health professionals elicit the broadest level of confidence as a source of information -

The first group of information sources consists of those which operate in the personal environment of the respondents, such as their personal physician, family and friends. In this group we also find consumer organisations and environmental groups.

The table below (Tab. 3.1) shows that **"your physician, doctor and other health professionals"** attracts the highest level of confidence in all countries. In fact, there are only four countries where more than one-fifth of respondents are not confident that members of the medical profession would give accurate information on food-related risks: Poland (25%), Italy (23%), Germany and Lithuania (both 22%).

²⁰ PAF means principal axis factoring, applying Varimax rotation. For example, a respondent who is confident in the information from food safety authorities is also very likely to be confident in EU institutions, national governments and scientists.

²¹ Factor analysis assumes that the variation in the observed variables is due to the presence of one or more latent variables (factors) that exert causal influence on these observed variables. These factors are latent in the sense that they are assumed to actually exist in the respondent's belief systems, but cannot be measured directly. However, they do exert an influence on the respondents to the single items that constitute an underlying pattern in answering behavior and therefore in a respondents mind set.

Tab: 3.1 – Confidence in source of information – Personal Environment and interest

		Personal Environment and Interest															
		Your physician\ doctor and other health professionals				Family and friends				Consumer organisations				Environmental protection groups			
		Total 'Confident'	Total 'Not confident'	Don't know		Total 'Confident'	Total 'Not confident'	Don't know		Total 'Confident'	Total 'Not confident'	Don't know		Total 'Confident'	Total 'Not confident'	Don't know	
QF5	Suppose a serious food risk were found in a food you eat regularly such as fish, chicken or salad. How much confidence would you have in the following sources to give you accurate information about this risk?																
	EU27	84%	14%	2%	82%	16%	2%	76%	20%	4%	71%	25%	4%				
	BE	93%	6%	1%	79%	20%	1%	77%	21%	2%	75%	23%	2%				
	BG	83%	11%	6%	92%	6%	2%	63%	28%	9%	62%	24%	14%				
	CZ	92%	7%	1%	96%	4%	0%	89%	10%	1%	75%	24%	1%				
	DK	93%	6%	1%	83%	16%	1%	87%	11%	2%	76%	22%	2%				
	DE	76%	22%	2%	82%	15%	3%	83%	14%	3%	81%	16%	3%				
	EE	86%	12%	2%	90%	8%	2%	79%	18%	3%	75%	21%	4%				
	EL	84%	16%	0%	66%	34%	0%	56%	43%	1%	66%	33%	1%				
	ES	94%	5%	1%	91%	7%	2%	79%	17%	4%	76%	19%	5%				
	FR	92%	7%	1%	78%	19%	3%	85%	14%	1%	75%	23%	2%				
	IE	90%	8%	2%	84%	13%	3%	72%	22%	6%	71%	22%	7%				
	IT	75%	23%	2%	80%	18%	2%	71%	25%	4%	68%	27%	5%				
	CY	92%	8%	0%	91%	9%	0%	73%	26%	1%	75%	24%	1%				
	LT	76%	22%	2%	94%	5%	1%	51%	38%	11%	57%	36%	7%				
	LV	83%	15%	2%	92%	7%	1%	71%	25%	4%	74%	22%	4%				
	LU	91%	8%	1%	73%	26%	1%	78%	18%	4%	68%	29%	3%				
	HU	89%	10%	1%	92%	7%	1%	75%	22%	3%	75%	23%	2%				
	MT	95%	4%	1%	87%	11%	2%	69%	24%	7%	67%	24%	9%				
	NL	91%	8%	1%	67%	31%	2%	87%	11%	2%	66%	30%	4%				
	AT	91%	8%	1%	89%	10%	1%	85%	14%	1%	85%	13%	2%				
	PL	70%	25%	5%	83%	14%	3%	61%	31%	8%	59%	32%	9%				
	PT	85%	13%	2%	87%	11%	2%	73%	23%	4%	69%	25%	6%				
	RO	86%	12%	2%	88%	10%	2%	65%	31%	4%	61%	32%	7%				
	SI	89%	9%	2%	94%	6%	0%	71%	25%	4%	74%	24%	2%				
	SK	89%	10%	1%	94%	4%	0%	72%	25%	3%	80%	17%	3%				
	FI	92%	7%	1%	78%	21%	1%	83%	15%	2%	66%	33%	1%				
	SE	90%	9%	1%	71%	28%	1%	84%	15%	1%	62%	35%	3%				
	UK	90%	9%	1%	79%	18%	3%	71%	24%	5%	62%	33%	5%				
		Highest percentage per country (Answer total 'Confident')												Lowest percentage per country (Answer total 'Confident')			
		Highest percentage per item (Answer total 'Confident')												Lowest percentage per item (Answer total 'Confident')			

Confidence in information given by **"family and friends"** is also widespread and ranges from 66% in Greece to 96% in the Czech Republic. However, more than a quarter of respondents in four countries do not have confidence in these sources with regard to information on food risks: Greece (34%), the Netherlands (31%), Sweden (28%) and Luxembourg (26%).

The vast majority of EU citizens (76%) feel confident about the information provided by **"consumer organisations"**; however, there is considerable variation at the country level from 51% of respondents in Lithuania to 89% in the Czech Republic holding this view. Relatively low levels of confidence are found in Greece (43% not confident) and Lithuania (38%).





























A similarly large number of respondents (71%) are confident in information provided by **"environmental protection groups"**. Here, national differences are also noted as the proportion of people who are confident ranges from 57% in Lithuania to 85% in Austria. In addition to Lithuania (36% not confident) there are four other countries where at least a third of respondents lack confidence in information from environmental protection groups: Sweden (35%), the United Kingdom, Greece and Finland (33% each).

3.2.2 Public authorities and Scientists

- National and European food safety agencies, alongside European Institutions and Scientists, are seen as sources of accurate information by the vast majority -

The second group that has been identified is the one formed by scientists and public authorities, which includes Scientists, National and European Food Agencies (EFSA), the EU institutions and National Governments.

























Tab: 3.2 – Confidence in source of information – Scientist and Institutions

	Institutions and Scientists												
	Scientists			National and European food safety agencies			European institutions			(NATIONALITY) Government			
	Total 'Confident'	'Not confident'	Don't know	Total 'Confident'	'Not confident'	Don't know	Total 'Confident'	'Not confident'	Don't know	Total 'Confident'	'Not confident'	Don't know	
 EU27	73%	23%	4%	64%	27%	9%	57%	36%	7%	47%	50%	3%	
 BE	78%	19%	3%	76%	21%	3%	66%	30%	4%	58%	40%	2%	
 BG	83%	14%	3%	69%	16%	15%	72%	17%	11%	50%	42%	8%	
 CZ	87%	11%	2%	70%	21%	9%	64%	31%	5%	42%	56%	2%	
 DK	84%	15%	1%	70%	24%	6%	63%	33%	4%	66%	33%	1%	
 DE	65%	31%	4%	56%	37%	7%	50%	44%	6%	47%	50%	3%	
 EE	84%	13%	3%	68%	19%	13%	62%	28%	10%	60%	36%	4%	
 EL	76%	24%	0%	60%	38%	2%	51%	47%	2%	30%	69%	1%	
 ES	77%	20%	3%	71%	20%	9%	68%	26%	6%	52%	45%	3%	
 FR	76%	21%	3%	63%	28%	9%	54%	41%	5%	40%	58%	2%	
 IE	77%	16%	7%	77%	14%	9%	68%	22%	10%	55%	41%	4%	
 IT	66%	29%	5%	61%	30%	9%	58%	34%	8%	43%	52%	5%	
 CY	80%	20%	0%	76%	22%	2%	78%	20%	2%	62%	37%	1%	
 LT	77%	19%	4%	52%	35%	13%	56%	35%	9%	22%	75%	3%	
 LV	75%	22%	3%	55%	31%	14%	53%	42%	5%	25%	73%	2%	
 LU	75%	23%	2%	73%	21%	6%	67%	29%	4%	73%	25%	2%	
 HU	80%	18%	2%	73%	22%	5%	69%	26%	5%	55%	42%	3%	
 MT	71%	22%	7%	75%	16%	9%	75%	17%	8%	69%	28%	3%	
 NL	79%	17%	4%	77%	17%	6%	63%	30%	7%	69%	29%	2%	
 AT	71%	24%	5%	70%	25%	5%	62%	34%	4%	73%	25%	2%	
 PL	69%	25%	6%	53%	35%	12%	50%	39%	11%	38%	57%	5%	
 PT	70%	23%	7%	65%	25%	10%	64%	27%	9%	49%	46%	5%	
 RO	84%	13%	3%	66%	21%	13%	65%	25%	10%	34%	62%	4%	
 SI	65%	31%	4%	65%	30%	5%	58%	38%	4%	37%	62%	1%	
 SK	85%	13%	2%	78%	14%	8%	75%	21%	4%	56%	41%	3%	
 FI	86%	13%	1%	84%	14%	2%	68%	28%	4%	67%	32%	1%	
 SE	81%	18%	1%	78%	19%	3%	58%	35%	7%	70%	29%	1%	
 UK	69%	27%	4%	65%	26%	9%	45%	43%	12%	51%	46%	3%	
Highest percentage per country (Answer total 'Confident')												Lowest percentage per country (Answer total 'Confident')	
Highest percentage per item (Answer total 'Confident')												Lowest percentage per item (Answer total 'Confident')	

A total of 73% of respondents are confident in **"scientists"** as a source of information on food risks. Some variation is found at the country level with the lowest level of confidence found in Germany (65%) and the highest in the Czech Republic (87%). At 31%, Germany and Slovenia followed by Italy (29%) have the highest proportion of respondents who say they are not confident in scientists.

Examining the national results for the **"national and European food safety agencies (EFSA)"** we see that confidence varies quite widely Across the EU, 64% of citizens say they are confident in these agencies. However, just over half (52%) of respondents are confident in Lithuania whereas more than five in six people (84%) express such confidence in Finland. Finally, there are four countries where more than a third of people lack confidence in these agencies: Greece (38% not confident), Germany (37%), Lithuania and Poland (both 35%).

Tab: 3.3 – Confidence in national and European food safety agencies (EFSA)

National and European food safety agencies (EFSA)				
		Total 'Confident'	Total 'Not confident'	Don't know
	EU27	64%	27%	9%
	FI	84%	14%	2%
	SK	78%	14%	8%
	SE	78%	19%	3%
	IE	77%	14%	9%
	NL	77%	17%	6%
	BE	76%	21%	3%
	CY	76%	22%	2%
	MT	75%	16%	9%
	LU	73%	21%	6%
	HU	73%	22%	5%
	ES	71%	20%	9%
	CZ	70%	21%	9%
	DK	70%	24%	6%
	AT	70%	25%	5%
	BG	69%	16%	15%
	EE	68%	19%	13%
	RO	66%	21%	13%
	PT	65%	25%	10%
	SI	65%	30%	5%
	UK	65%	26%	9%
	FR	63%	28%	9%
	IT	61%	30%	9%
	EL	60%	38%	2%
	DE	56%	37%	7%
	LV	55%	31%	14%
	PL	53%	35%	12%
	LT	52%	35%	13%

Nonetheless, it should be made clear that large numbers of respondents in several countries felt unable to express an opinion on this matter, with high levels of 'don't know' answers in Bulgaria (15%), Latvia (14%), Estonia, Lithuania, Romania (each 13%) and Poland (12%). This could reflect different organisation of the food safety system in these countries, for instance the absence of a national food safety agency.

Looking at the socio-demographic results, we can say that confidence in food safety authorities decreases with age: respondents aged 15 to 24 feel more confident than those aged 55 or over (73% vs. 58%, respectively). Education aids confidence: 69% of those who left full time education aged 20 or more feel confident in national and food safety agencies compared with 55% of those who stopped studying at 15 or younger.

57% of respondents say they have confidence in **"EU institutions"** to give them accurate information about food risks. Looking at national differences, confidence levels vary from 45% in the United Kingdom to 78% in Cyprus. High levels of 'don't know' responses were also given for this actor, not least in the United Kingdom (12%), Bulgaria and Poland (both 11%).

Also in the case of confidence in EU institutions, the proportion of those confident decreases with age: from 66% to 51% moving from those aged 15 to 24 to those aged 55 or over.

Confidence in **"National governments"** (47% at the EU level) ranges from 73% in Luxembourg and Austria to a low of 22% in Lithuania. In 10 of the 27 Member States, more than half of the citizens do not have confidence in their national government as a source of accurate information on food-related problems. The lowest levels of confidence are found in Lithuania and Latvia where more than 70% of citizens do not have confidence in the accuracy of information from this source.

3.2.3 The Food Supply Chain

Within the food supply chain, there are three sources of information: farmers, food manufacturers and retailers.

In this group, “Farmers” are perceived to be the most trusted source of reliable information, with 58% of respondents expressing confidence in this actor. The level of confidence goes down to 35% and 36% respectively for food manufacturers and retailers. Respondents in Spain show the highest level of trust for both farmers and retailers (84% and 67% respectively), while Finnish respondents are the most confident in food manufacturers (65%).

Citizens in Greece register the lowest level of confidence in actors from the food supply chain: their lack of confidence in all three players as sources of accurate information runs from 94% for retailers to 82% for food manufacturer and 73% for farmers.

Tab: 3.4 – Confidence in source of information – Food industry

QF5 Suppose a serious food risk were found in a food you eat regularly such as fish, chicken or salad. How much confidence would you have in the following sources to give you accurate information about this risk?

	Food Chain								
	Farmers			Food manufacturers			Supermarkets and shops		
	Total 'Confident'	Total 'Not confident'	Don't know	Total 'Confident'	Total 'Not confident'	Don't know	Total 'Confident'	Total 'Not confident'	Don't know
EU27	58%	38%	4%	35%	62%	3%	36%	61%	3%
BE	59%	40%	1%	39%	60%	1%	46%	53%	1%
BG	54%	39%	7%	27%	67%	6%	23%	72%	5%
CZ	70%	28%	2%	51%	47%	2%	35%	64%	1%
DK	42%	57%	1%	31%	68%	1%	29%	70%	1%
DE	41%	55%	4%	22%	76%	2%	27%	71%	2%
EE	66%	31%	3%	49%	49%	2%	35%	63%	2%
EL	26%	73%	1%	18%	82%	0%	6%	94%	0%
ES	84%	14%	2%	50%	47%	3%	67%	32%	1%
FR	60%	37%	3%	25%	72%	3%	26%	72%	2%
IE	57%	40%	3%	40%	56%	4%	47%	50%	3%
IT	54%	40%	6%	38%	56%	6%	44%	50%	6%
CY	45%	52%	3%	34%	64%	2%	16%	80%	4%
LT	60%	37%	3%	26%	73%	1%	24%	75%	1%
LV	69%	29%	2%	34%	64%	2%	20%	79%	1%
LU	57%	41%	2%	30%	69%	1%	36%	63%	1%
HU	70%	28%	2%	34%	64%	2%	28%	71%	1%
MT	49%	47%	4%	31%	65%	4%	32%	63%	5%
NL	49%	48%	3%	30%	69%	1%	37%	61%	2%
AT	79%	19%	2%	51%	46%	3%	58%	40%	2%
PL	56%	39%	5%	26%	69%	5%	15%	81%	4%
PT	60%	36%	4%	54%	41%	5%	47%	49%	4%
RO	47%	48%	5%	37%	60%	3%	25%	71%	4%
SI	64%	34%	2%	37%	62%	1%	29%	70%	1%
SK	75%	22%	3%	54%	43%	3%	38%	61%	1%
FI	67%	32%	1%	65%	34%	1%	57%	42%	1%
SE	56%	43%	1%	32%	67%	1%	28%	71%	1%
UK	64%	32%	4%	42%	55%	3%	46%	51%	3%

Highest percentage per country (Answer total 'Confident')

Lowest percentage per country (Answer total 'Confident')

Highest percentage per item (Answer total 'Confident')

Lowest percentage per item (Answer total 'Confident')





























3.2.4 Media

The last group identified is the one consisting of the mainstream media, such as TV, newspaper, radio as well as the internet.

At the EU level, less than half of the respondents have confidence in these media as sources of information, but large variations are noted at the country level. The highest confidence in mainstream media is recorded in Austria (68%), while the lowest is in Greece (28%).

Tab: 3.5 – Confidence in source of information – Media

QF5 Suppose a serious food risk were found in a food you eat regularly such as fish, chicken or salad. How much confidence would you have in the following sources to give you accurate information about this risk?

		Media					
		Media (TV, newspapers, radio)			Information found on the Internet		
		Total 'Confident'	Total 'Not confident'	Don't know	Total 'Confident'	Total 'Not confident'	Don't know
	EU27	48%	49%	3%	41%	43%	16%
	BE	52%	47%	1%	44%	47%	9%
	BG	65%	31%	4%	43%	22%	35%
	CZ	65%	34%	1%	58%	26%	16%
	DK	61%	38%	1%	55%	34%	11%
	DE	67%	31%	2%	49%	36%	15%
	EE	57%	42%	1%	46%	36%	18%
	EL	28%	72%	0%	42%	46%	12%
	ES	49%	49%	2%	35%	43%	22%
	FR	32%	65%	3%	30%	55%	15%
	IE	67%	30%	3%	56%	30%	14%
	IT	41%	54%	5%	44%	41%	15%
	CY	47%	53%	0%	38%	31%	31%
	LT	50%	48%	2%	38%	39%	23%
	LV	50%	49%	1%	38%	50%	12%
	LU	44%	55%	1%	33%	56%	11%
	HU	36%	62%	2%	38%	46%	16%
	MT	58%	39%	3%	52%	25%	23%
	NL	48%	50%	2%	49%	42%	9%
	AT	68%	30%	2%	50%	36%	14%
	PL	43%	52%	5%	36%	44%	20%
	PT	58%	38%	4%	46%	31%	23%
	RO	61%	36%	3%	45%	29%	26%
	SI	42%	57%	1%	38%	46%	16%
	SK	66%	33%	1%	58%	30%	12%
	FI	67%	32%	1%	42%	51%	7%
	SE	32%	67%	1%	26%	65%	9%
	UK	31%	67%	2%	38%	47%	15%

Highest percentage per country (Answer total 'Confident') *Lowest percentage per country (Answer total 'Confident')*

Highest percentage per item (Answer total 'Confident') *Lowest percentage per item (Answer total 'Confident')*

The percentage of people who feel confident in the internet as a source of accurate information on food risks is lower than the proportion of people who are confident in TV, newspapers and radio. The level of confidence in the internet ranges from 58% in the Czech Republic and Slovakia to 26% in Sweden. Confidence in the internet only exceeds that of confidence in more traditional media in four countries: the Netherlands, Italy, Greece and Hungary.

Looking at the socio-demographic results, we can say that confidence in internet as source of accurate information decreases with age: respondents aged 15 to 54 have a similar level of confidence (between 45% and 50%) while only 28% of those aged 55 or more are confident in this new media. Education also aids confidence: only 28% of those who stopped studying at 15 or younger are confident in internet, while 45% of those who left full time education aged 16 or more feel confident in it.

3.3 Public awareness of information concerning unsafe or unhealthy food

Having explored public confidence in different sources of information on food-related risks, we now examine the public's *awareness* of information on unsafe or unhealthy food communicated in the media or on the internet. Using the split sample method, half of the respondents were asked questions about when they last heard any news about *unsafe* food, such as food containing chemicals, while the other half were asked questions about news on *unhealthy* food, such as food containing too much salt or fat.

- The vast majority of EU citizens have heard news about risks related to food safety and unhealthy food

Turning first to news on food safety²², the results show that three out of ten (30%) respondents have read, seen or heard reports in the media or on the internet on this matter during the last month. Almost half of EU citizens (49%) encountered such news more than one month ago but about one in ten (11%) people claim to have never heard or seen news about such matters. One in ten do not feel able to give an answer to this question.

²² QF9a Please tell me when was the last time you read in the press, saw on the Internet or television or heard on the radio, that a food may be unsafe, for example, due to a chemical found in it. QF9b Please tell me when was the last time you read in the press, saw on the Internet or television or heard on the radio, that a food may be bad for your health, for example containing too much fat or salt. ANSWERS categories were collapsed into "less than one month" and "more than one month".

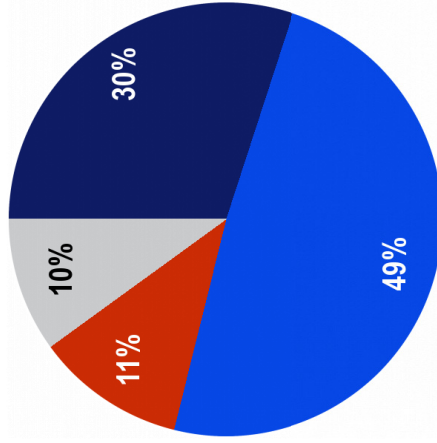
News on food that may be bad for health seems to be more frequent, as two out of five respondents (41%) have heard such reports less than one month ago. A further 40% have heard such news more than one month ago and one tenth (10%) have never come across such news reports. Also in this case, roughly one tenth (9%) feel unable to answer this question.

Responses seem to suggest a greater prevalence of information in the news concerning food that may be bad for health as more respondents claim to have seen such information within the last month (41% vs 30% for information on food safety matters).

Graph: 3.3a – Information recall on food that may be unsafe – EU27

News on food that may be unsafe

QF9a. Please tell me when was the last time you read in the press, saw on the Internet or television or heard on the radio, that food may be unsafe, for example due to a chemical found in it.

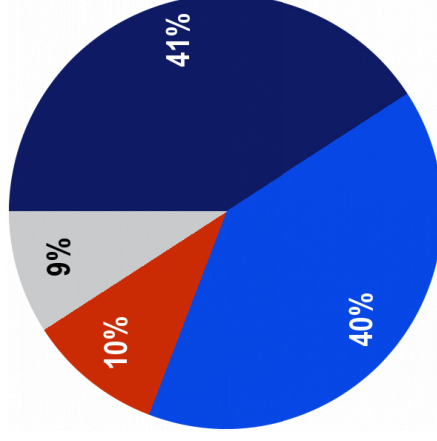


- Less than one month
 - More than one month
 - Never
 - Don't know
- EU27

Graph: 3.3b – Information recall on food that may be unhealthy – EU27

News on food that may be bad for health

QF9b. Please tell me when was the last time you read in the press, saw on the Internet or television or heard on the radio, that a certain type of food may be bad for your health for example containing too much fat or salt.










- Less than one month
 - More than one month
 - Never
 - Don't know
- EU27

Wide variations are found at the country level; the proportion of respondents that have heard of unsafe food within the last month ranges from just 10% in Portugal to 61% in Lithuania. The proportions of respondents who have heard about unhealthy food in the last month are higher, ranging from 16% in Portugal to 64% in Denmark.

Tab: 3.6a – Information recall on unsafe food

QF9a Please tell me when was the last time you read, saw or heard that food may be unsafe

	Less than one month
 EU27	30%
 LT	61%
 DK	46%
 LV	46%
...	
 CY	16%
 ES	15%
 PT	10%

Tab: 3.6b – Information recall on bad for health food

QF9b Please tell me when was the last time you read, saw or heard that a certain type of food may be bad for your health

	Less than one month
 EU27	41%
 DK	64%
 LT	63%
 NL	57%
...	
 CY	26%
 EL	20%
 PT	16%

3.4 Public reaction when food is said to be unsafe or unhealthy

We now know that the vast majority of EU citizens have at some point read, seen or heard news about food being either unsafe or unhealthy. Now we turn to investigate the reactions of respondents who have received such reports²³.

- Most respondents don't do anything or ignore the information, when hearing something about unsafe and in particular unhealthy food-

When hearing news about unsafe or unhealthy food roughly a quarter of respondents started to worry about the problem, but did nothing to change their eating patterns in order to avoid the food in question (26% of those who recalled information on unsafe food and 24% for unhealthy food). A further quarter of respondents (24% for unsafe and 29% for unhealthy food) say they ignored the news story and did not do anything about it. Overall 50% of respondents who were exposed to such information did nothing to try to avoid the risk.

- Approximately 1 in 3 respondents claim to avoid the food mentioned in the news story for a while

The most common reaction among EU citizens who did respond is to temporarily avoid the food mentioned in the story, especially where the information is related to food safety (35% unsafe food and 31% unhealthy food).

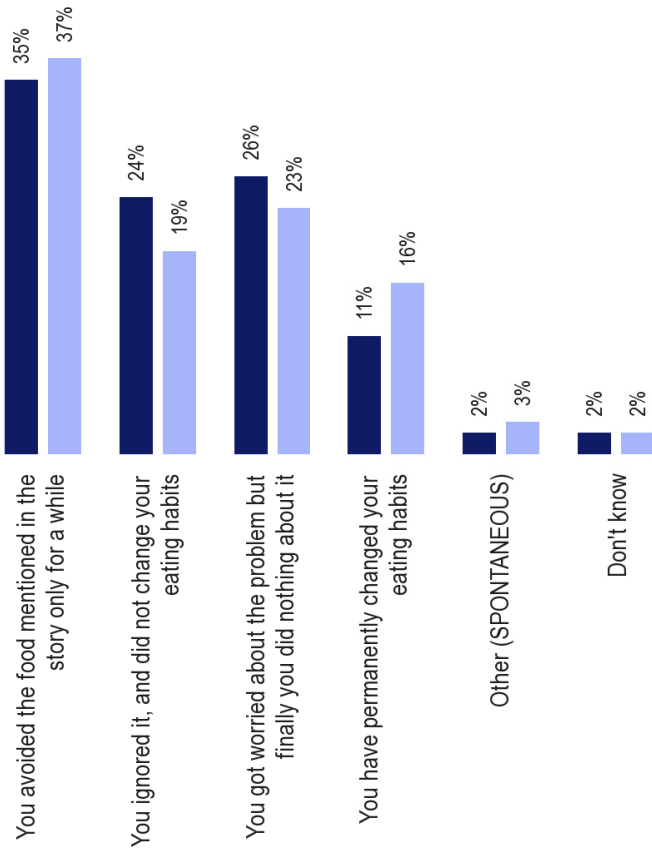
Only around one in ten respondents (11% on unsafe food and 13% on unhealthy food) stated that they had permanently changed their eating habits in response to the news story.

There is greater recall of information on diet and health-related topics (11 point difference). However, those respondents who have seen such information tend to worry less and ignore it more when compared with information on possible food safety risks (5 point difference). When news stories signal that food is unsafe, citizens appear more prone to act (+4 point difference for those who avoided the food for a while compared with responses to news on diet and health-related risks).

²³ The split sample was then either asked QF10a: "And how did you react to the last information you heard, saw or read about a type of food being unsafe" or QF10b: "And how did you react to the last information you heard, saw or read about a type of food being bad for your health".

Graph: 3.4a – Reaction to information on food that may be unsafe

QF10a. And how did you react to the last information you heard, saw or read about a type of food being unsafe?



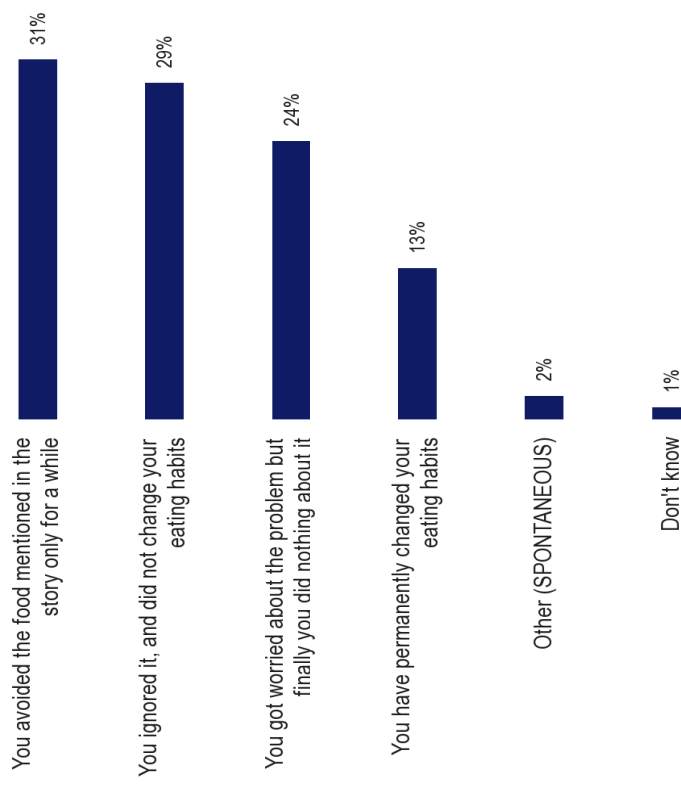
■ EB73.5 (06/2010)

■ EB64.1 (09-10/2005)



Graph: 3.4b – Reaction to information on food that may be unhealthy

QF10b. And how did you react to the last information you heard, saw or read about a type of food being bad for your health?



Compared with the findings of the 2005 study, when only reactions to unsafe food were examined, we can note significant changes²⁴. In 2010 after hearing news stories about unsafe food, only 11% of respondents now state that they have permanently changed their eating habits compared to 16% in 2005. There are also more respondents now who indicate that they ignore the information received and do not change their behaviour (up from 19% to 24%). Based on these changes it could be said that the results in 2010 are significantly different from 2005.²⁵

At a country level we see considerable variation in the proportion of people who **avoided the food for a while** - the largest category at the EU27 level - both in response to a food safety concern or to a diet or health related issue. Respondents in the Netherlands are the least likely to avoid the food for a while (21% if it is *unsafe* and 17% if it is *unhealthy*). In Cyprus, respondents appear to react differently to reported risks, declaring to avoid *unsafe* food (57%, the highest proportion in Europe) more than *unhealthy* food (43%). Italy is the country where the highest percentage of citizens claim to avoid unhealthy food for a while (49%).

Respondents in the United Kingdom are the most likely to have **ignored the news and not changed their eating habits** in both situations: 41% in the case of an *unsafe* food and 53% in the case of food being unhealthy.

Lithuania has the most respondents who **permanently changed their eating habits** after hearing about an *unsafe* food (21%) and Cyprus has the most respondents who declared they permanently changed their eating habits after hearing about an *unhealthy* food (26%). In addition to the United Kingdom (7% for both), the lowest proportions for this reaction were found in Bulgaria (7% for *unhealthy* and 5% for *unsafe*).

²⁴ In 2005, the survey only measured views about unsafe food; therefore comparisons with 2005 are only possible with the split sample A results from 2010.

²⁵ One has to bear in mind, that the data don't represent a panel, but two separate samples.

4. THE ROLE AND EFFECTIVENESS OF PUBLIC AUTHORITIES

4.1 The role of public authorities

The final chapter looks at perception of the role of public authorities in the EU in food-related risk matters in more detail. This topic has already been touched on in the previous chapter, looking at sources of information related to food safety.

Respondents were presented with a series of 12 statements related to the role and practices of public authorities²⁶ and asked to what extent they agreed or disagreed with them. The statements cover a range of topics including; how public authorities deal with issues concerning risks related to food safety as well as diet and health issues; the relationship between food, diet and health and whether food and diets are safer or healthier than 10 years ago.

Graph 4.1 below shows the views of EU citizens on these statements, in decreasing order of level of agreement (*totally agree + tend to agree*). Where possible the answers are compared to data from the 2005 survey.

- There is broad increasing agreement that public authorities ensure that food is safe in Europe –

There has been an overall increase since 2005 in the way that EU institutional efforts to protect consumers from food safety risks are positively perceived. This can be determined from the increase in positive responses to the six questions repeated from 2005 to determine how European citizens perceive the public authorities with regards to:

- ◆ strict laws in the EU to make sure food is safe;
- ◆ food in the EU being safer than that imported from outside the EU;
- ◆ reaction time when there is a danger to citizens' health;
- ◆ decisions related to food risks being based on the latest scientific evidence;
- ◆ informing people about food-related risks.

²⁶ QF6 To what extent do you agree or not with each of the following statements? ANSWERS: Totally agree; Tend to agree; Tend to disagree; Totally disagree; Do not know.

Two thirds of Europeans (66%) feel that "there are strict laws in the EU to make sure that food is safe", and 63% believe that "food produced in the EU is safer than that imported from outside the EU". These results show a significant increase compared to 2005.

However, when citizens are asked to reflect back in time, less than half (42%) of Europeans agree that "food today is safer compared to ten years ago", while 51% disagree with this statement.

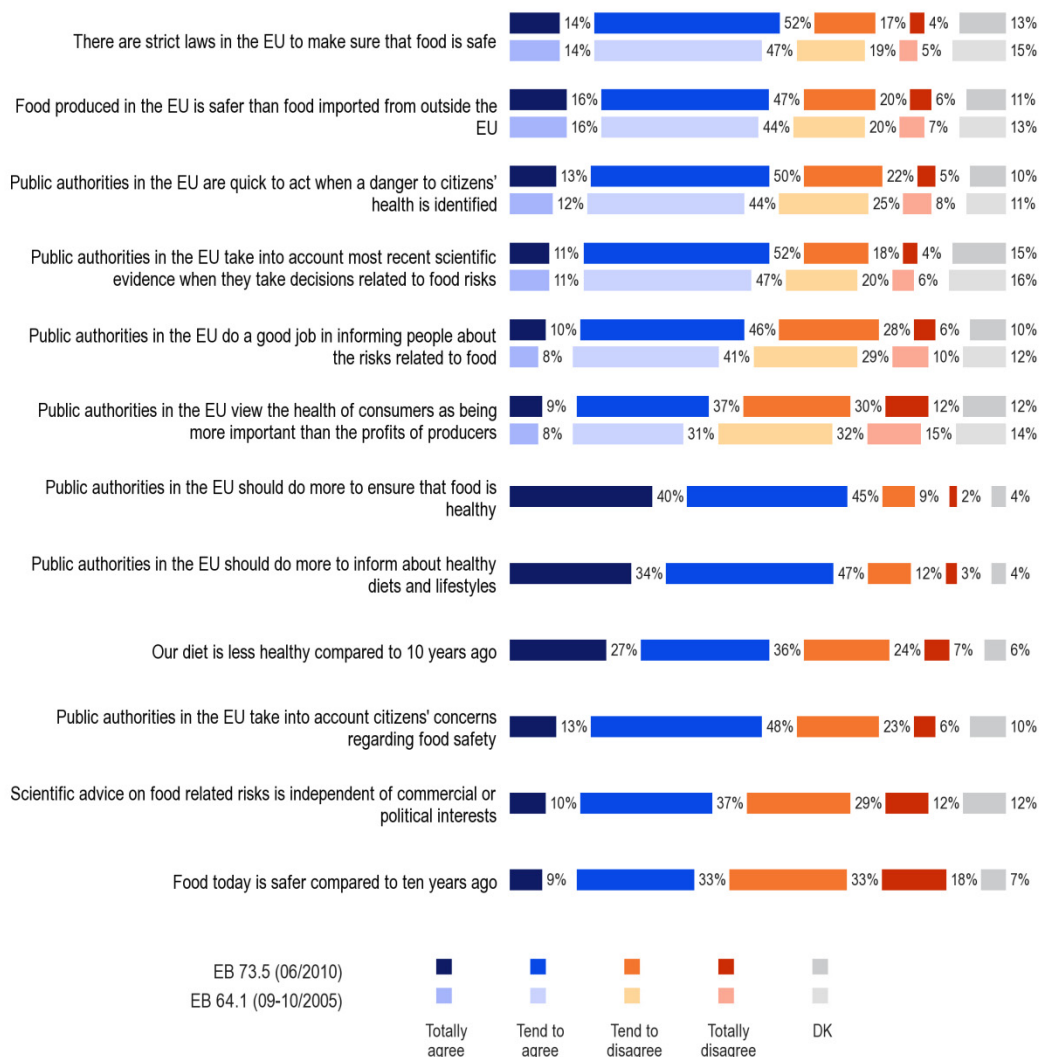
Agreement that **"there are strict laws in the EU"** varies between countries, from high levels of agreement in Malta (84%), Cyprus (83%) and Ireland (82%) to much lower levels in Romania (50%). The level of agreement has increased in 9 Member States since 2005, particularly so in Denmark (69% agree; +14), Spain (69%; +13) and Slovakia (78%; +12). Slovenia is the only country where public opinion is now less positive than it was in 2005 (64% agree; -9). It should be pointed out however that as many as 13% of respondents at European level felt unable to form an opinion on this matter. These respondents tended to be older, with lower levels of education and a significantly lower social status.

The majority of respondents (63%) believe that **"food produced in the EU is safer than that imported from outside the EU"**. On this point, agreement has increased since 2005 in 13 Member States and particularly in Slovakia (80% agree; +17), Hungary (70%; +14) and Estonia (65%; +14). Wide variation is seen between Member States; Slovakia has the highest proportion of people who agree with the statement (80% agree) whereas the two newest EU Member States are where the lowest levels of agreement are found (Romania, 42% agree; Bulgaria, 49% agree). There are however three countries where public opinion is now significantly less positive than in 2005: Luxembourg (60% agree; -10 percentage points), Italy (67%; -8) and Cyprus (72%; -7).

There is also considerable variation between countries for **"food today is safer compared to ten years ago"**. In Bulgaria only 9% of people agree with this statement, followed by 14% in Latvia and 17% in Romania and Lithuania. At the other end of the scale, in Malta (67%) and Ireland (56%) more than half of respondents agree that food is safer compared to ten years ago.

Graph: 4.1 – The role of public authorities

QF6. To what extent do you agree or not with each of the following statements?




The majority of EU citizens (56%) agree with the statement “**public authorities in the EU do a good job in informing people about the risks related to food**”. Views vary between Member States from 50% of people agreeing in France and Denmark to 84% in Malta. Compared to 2005 there has been an increase in agreement levels across the EU (56%; +7). This translates to increases in 17 Member States. The increases are most marked in Lithuania (77% agree; +31) and Latvia (69%; +29).

- Respondents believe that public authorities are quick to act and that they base their decisions on scientific evidence -

Europeans tend to agree (63%) that **"public authorities in the EU are quick to act when a danger to citizens' health is identified"**, although levels of agreement vary from just over half of the public in Lithuania (51% agree) and Germany (53%) to more than four out of five in Cyprus (81%) and Malta (82%). Italy is the only country where there has been a decline in agreement levels since 2005 (61% agree; -6) while in 14 Member States levels of agreement have increased significantly, particularly in Ireland (78% agree; +24 percentage points) and Austria (67%; +22).²⁷

The majority (63%) of respondents also agree that **"public authorities in the EU take into account most recent scientific evidence when they take decisions related to food risks"**. A significant variation at country level is seen with agreement levels ranging from 55% in Romania to 81% in Slovakia.

Tab: 4.1 – Public authorities in the EU take into account most recent scientific evidence when they take decisions related to food risks - Shift since 2005²⁸

QF6.7 To what extent do you agree or not with each of the following statements? Public authorities in the EU take into account most recent scientific evidence when they take decisions related to food risks			
		Total 'Agree'	Shift since 2005
	EU27	63%	+5
	IE	73%	+18
	LV	68%	+18
	SK	81%	+18
	...		
	CY	76%	-3
	SI	56%	-6
	IT	59%	-11

²⁷ The "don't know" category is highest in the two newest Member States with 21% in Bulgaria and 19% in Romania.

²⁸ Information on all countries can be found in the annex of this report.

In 17 Member States public opinion is more positive than was the case in 2005 with regards to **"public authorities in the EU taking into account the most recent scientific evidence when they take decisions related to food risks"**. Slovakia (81% agree; +18) and Ireland (73%; +18) show the biggest increases in levels of agreement, together with Latvia (68%; +18 percentage points). The only two countries where public opinion is now significantly less positive are Italy (59% agree; -11) and Slovenia (56%; -6).

- Public authorities take into account citizens' concerns -

The majority (61%) of respondents agree that **"public authorities in the EU take into account citizens' concerns regarding food safety"**. There is, however, wide variation in the level of agreement between Member States ranging from over 9 out of 10 respondents in Lithuania and the Netherlands (both 93%) and Finland (92%) to approximately 1 in 2 in Greece and Italy (54%), and Germany (53%).

Tab: 4.2 – Public authorities in the EU take into account citizens' concerns regarding food safety - Shift since 2005







QF6.8 To what extent do you agree or not with each of the following statements? Public authorities in the EU do a good job in informing people about the risks related to food			
		Total 'Agree'	Shift since 2005
	EU27	56%	+7
	LT	77%	+31
	LV	69%	+29
	IE	74%	+18
...			
	CY	74%	-6
	IT	58%	-8
	SI	52%	-12

- However, opinion is divided on whether scientific advice and public authorities are independent from other interests –

EU citizens are divided (47% of respondents *agree*, 41% *disagree* and 12% *don't know*) as to whether "**scientific advice on food-related risks is independent of commercial or political interests**". At a country level 65% of people agree with the statement in Malta, the highest level of agreement, whilst 37% in Denmark, Slovenia and Lithuania and 36% in France are the lowest.

Although there has been a 7 point increase in the proportion of people agreeing since 2005, public opinion is still divided (46% agree, 42% disagree and 12% "don't know") as to whether "**public authorities in the EU view the health of consumers as being more important than the profits of producers**". Country level variation is considerable, with only around a third of Slovenian (32%) and Lithuanian (34%) respondents agreeing, compared to more than two thirds of respondents in Malta (68%).

Tab: 4.3 – Public authorities in the EU view the health of consumers as being more important than the profits of producers - Shift since 2005

QF6.5 To what extent do you agree or not with each of the following statements? Public authorities in the EU view the health of consumers as being more important than the profits of producers			
		Total 'Agree'	Shift since 2005
	EU27	46%	+7
	IE	61%	+18
	AT	51%	+17
	SK	60%	+16
...			
	IT	48%	-4
	SI	32%	-6
	CY	54%	-7

Public opinion has improved since 2005 in 22 Member States regarding how "**public authorities in the EU view the health of consumers as being more important than the profits of producers**". The most notable differences have been in Ireland (61%; +18) and Austria (51%; +17). Significant declines in levels of agreement are only found in Slovenia (32%; -6) and Cyprus (54%; -7).

- Although the public regards food produced in the EU as safe, our diet is perceived to be less healthy now than 10 years ago -

Nearly two out of three Europeans (63%) agree that **"our diet is less healthy compared to 10 years ago"**. Notably in Latvia and Greece 81% agree whereas in Malta only 47% agree.

- Public authorities should do more to ensure healthy food and healthy diets -

When considering the issues of healthy food and diets respondents express a broad desire for more action from public authorities. In the EU as a whole 85% of respondents agree that **"public authorities in the EU should do more to ensure that food is healthy"**. The view is broadly consistent across all Member States with levels of agreement ranging from 79% in the United Kingdom to 96% in Cyprus. The same degree of consensus is reached about the statement **"public authorities in the EU should inform more about a healthy diet"**. With 81% of Europeans agreeing with the statement and levels of agreement at a country level ranging from 70% in the United Kingdom and 73% in the Netherlands to 96% in Cyprus.

4.2 The perceived effectiveness of public authorities

This section examines the perceptions of EU citizens about the effectiveness of public authorities based on responses to questions asking if public authorities are doing enough to protect them from a list of five specific risks²⁹.

- Citizens feel that public authorities are doing well, but there is room for improvement -

Over half of the respondents indicate that public authorities in the EU are doing enough to protect them from possible risks from animal infections and diseases such as BSE (58%), from possible risks from bacterial contamination (56%) and from possible risks to health from diet (55%). However, as noted earlier, many respondents desire more action and information from public authorities with regard to healthy food and diets. This suggests that citizens feel that public authorities are

²⁹ QF8 Now we would like to know if you think that public authorities in the European Union are doing enough to protect you from these possible risks. OPTIONS: Possible risks from chemical contamination of foods (pesticide residues or environmental pollutants like mercury in fish); Possible risks from bacterial contamination of foods (salmonella in eggs); Possible risks to health from diet (high fat intakes and heart disease); Possible risks from new technologies (animal cloning and nanotechnology); Possible risks from animal infections or diseases which could be transmitted to humans (mad cow disease (BSE)). ANSWERS: Yes, definitely; Yes, probably; No, probably not; No, certainly not; Do not know.

doing well in order to protect citizens from unsafe food, but that there is also room for improvement in dealing with healthy nutrition and diet.

- Risks from Animal infections and bacterial contamination are considered as being dealt with adequately -

The majority (58%) of respondents believe that the EU is doing enough about **"possible risks from animal infections or diseases which could be transmitted to humans (mad cow disease (BSE))"**. This overall majority is reflected in 19 Member States, with the highest levels of agreement with this statement being found in the Czech Republic, the Netherlands and Slovakia (all 71%). Public authorities in the EU are also widely judged as effective in addressing **"possible risks from bacterial contamination of foods (salmonella in eggs)"** (56%). The highest degree of agreement with this factor is found in Malta (72%), followed by Finland and the Netherlands (both 70%). A majority of respondents (55%) agree that **"possible risks to health from diet (e.g. high fat intakes and heart disease)"** are being adequately dealt with by public authorities in the EU. In particular, respondents in Malta (68%) and the United Kingdom (66%) are of this opinion.

- Authorities in the EU are seen as being less effective in dealing with chemical contamination and new technology issues -

Fewer respondents (48%) think that public authorities in the EU deal adequately with **"possible risks from chemical contamination of foods (pesticide residues or environmental pollutants like mercury in fish)"**. The majority view in Cyprus, Malta and Slovakia (all 62%) is that public authorities in the EU deal adequately with possible risks of this sort, whereas Greeks (62%) are more critical toward EU public authorities in this regard.

A lower proportion of citizens (42%) believe that public authorities in the EU are adequately dealing with the **"possible risks from new technologies (animal cloning and nanotechnology)"**, a finding consistent across all Member States. Variation in the proportion of people feeling that public authorities are doing enough is considerable from 28% in Greece to 58% in Slovakia. A high proportion of respondents gave the answer *"don't know"* (33% in Malta, 29% in Bulgaria, but also 10 percent on EU27 average) in response to this issue, suggesting a general unfamiliarity with the subject.

Tab: 4.4 – Agreement on public authorities in the European Union are doing enough to protect you from these possible risks.

QF8 Now we would like to know if you think that public authorities in the European Union are doing enough to protect you from these possible risks.

	Possible risks from chemical contamination of foods (pesticide residues or environmental pollutants like mercury in fish)			Possible risks from bacterial contamination of foods (salmonella in eggs)			Possible risks to health from diet (high fat intakes and heart disease)			Possible risks from new technologies (animal cloning and nanotechnology)			Possible risks from animal infections or diseases which could be transmitted to humans (mad cow disease (BSE))		
	Total 'Yes'	Total 'No'	Don't know	Total 'Yes'	Total 'No'	Don't know	Total 'Yes'	Total 'No'	Don't know	Total 'Yes'	Total 'No'	Don't know	Total 'Yes'	Total 'No'	Don't know
EU27	48%	42%	10%	56%	35%	9%	55%	37%	8%	42%	44%	14%	58%	33%	9%
BE	52%	44%	4%	57%	39%	4%	60%	38%	2%	47%	47%	6%	60%	36%	4%
BG	52%	23%	25%	56%	20%	24%	47%	33%	20%	43%	28%	29%	59%	19%	22%
CZ	57%	38%	5%	57%	39%	4%	46%	50%	4%	50%	43%	7%	71%	26%	3%
DK	57%	39%	4%	69%	28%	3%	62%	34%	4%	51%	42%	7%	70%	26%	4%
DE	41%	52%	7%	51%	43%	6%	49%	44%	7%	36%	56%	8%	52%	42%	6%
EE	56%	34%	10%	62%	27%	11%	51%	40%	9%	50%	35%	15%	65%	25%	10%
EL	37%	62%	1%	41%	58%	1%	51%	48%	1%	28%	66%	6%	42%	57%	1%
ES	56%	37%	7%	62%	32%	6%	62%	33%	5%	42%	42%	16%	60%	33%	7%
FR	40%	50%	10%	53%	36%	11%	52%	39%	9%	33%	52%	15%	53%	37%	10%
IE	54%	32%	14%	62%	25%	13%	63%	25%	12%	43%	33%	24%	54%	28%	18%
IT	49%	40%	11%	50%	37%	13%	54%	35%	11%	46%	38%	16%	56%	33%	11%
CY	62%	30%	8%	62%	30%	8%	57%	33%	10%	50%	34%	16%	59%	31%	10%
LT	34%	55%	11%	38%	52%	10%	38%	52%	10%	30%	56%	14%	39%	51%	10%
LV	40%	53%	7%	47%	46%	7%	46%	46%	8%	35%	57%	8%	46%	47%	7%
LU	48%	45%	7%	57%	35%	8%	62%	33%	5%	43%	48%	9%	61%	34%	5%
HU	57%	39%	4%	63%	33%	4%	57%	39%	4%	54%	37%	9%	67%	30%	3%
MT	62%	19%	19%	72%	11%	17%	68%	19%	13%	45%	22%	33%	68%	12%	20%
NL	59%	35%	6%	70%	25%	5%	66%	31%	3%	51%	41%	8%	71%	26%	3%
AT	57%	39%	4%	64%	34%	2%	63%	34%	3%	50%	45%	5%	64%	33%	3%
PL	46%	36%	18%	49%	34%	17%	47%	37%	16%	40%	39%	21%	53%	31%	16%
PT	52%	38%	10%	53%	36%	11%	57%	34%	9%	45%	39%	16%	57%	34%	9%
RO	45%	38%	17%	46%	37%	17%	42%	42%	16%	39%	40%	21%	46%	36%	18%
SI	41%	55%	4%	51%	45%	4%	53%	44%	3%	38%	57%	5%	55%	42%	3%
SK	62%	33%	5%	64%	31%	5%	61%	35%	4%	58%	34%	8%	71%	25%	4%
FI	57%	41%	2%	70%	28%	2%	57%	42%	1%	53%	45%	2%	70%	28%	2%
SE	48%	45%	7%	62%	32%	6%	53%	42%	5%	43%	48%	9%	67%	28%	5%
UK	57%	31%	12%	66%	23%	11%	66%	24%	10%	48%	36%	16%	63%	26%	11%

Highest percentage per country Highest percentage per item **Lowest percentage per country** Lowest percentage per item

5. FUTURE OUTLOOK

Initial analysis of the relationship between confidence in public authorities and risk perception suggests that there is a strong relationship between confidence in information, positive evaluation of the performance of national and European food safety agencies and the perception of possible food-related risks.

The data from the Eurobarometer on food-related risks provides an important platform for carrying out further research on the relation between trust in information sources, confidence in public authorities and perception of food-related risks.

Further research in this area will be critical to support the development of the most effective approaches for communicating with EU citizens on matters related to food, food safety and the relation between food, diet and health.

ANNEXES

EUROBAROMETER SPECIAL N° 354 TECHNICAL SPECIFICATIONS

Between the 9th and the 30th of June 2010, TNS Opinion & Social, a consortium created between TNS plc and TNS opinion, carried out the wave 73.5 of the EUROBAROMETER, on request of the EUROPEAN COMMISSION, Directorate-General for Communication, "Research and Speechwriting".

The SPECIAL EUROBAROMETER N° 354 is part of the wave 73.5 and covers the population of the respective nationalities of the European Union Member States, resident in each of the Member States and aged 15 years and over. The basic sample design applied in all states is a multi-stage, random (probability) one. In each country, a number of sampling points was drawn with probability proportional to population size (for a total coverage of the country) and to population density.

In order to do so, the sampling points were drawn systematically from each of the "administrative regional units", after stratification by individual unit and type of area. They thus represent the whole territory of the countries surveyed according to the EUROSTAT NUTS II (or equivalent) and according to the distribution of the resident population of the respective nationalities in terms of metropolitan, urban and rural areas. In each of the selected sampling points, a starting address was drawn, at random. Further addresses (every Nth address) were selected by standard "random route" procedures, from the initial address. In each household, the respondent was drawn, at random (following the "closest birthday rule"). All interviews were conducted face-to-face in people's homes and in the appropriate national language. As far as the data capture is concerned, CAPI (Computer Assisted Personal Interview) was used in those countries where this technique was available.

ABBREVIATIONS	COUNTRIES	INSTITUTES	N° INTERVIEWS	FIELDWORK DATES	POPULATION 15+
BE	Belgium	TNS Dimarso	1.000	11/06/10	8.866.411
BG	Bulgaria	TNS BBSS	1.001	21/06/10	6.584.957
CZ	Czech Rep.	TNS Aisa	1.006	11/06/10	8.987.535
DK	Denmark	TNS Gallup DK	1.040	11/06/10	4.533.420
DE	Germany	TNS Infratest	1.546	11/06/10	64.545.601
EE	Estonia	Emor	1.000	28/06/10	916.000
IE	Ireland	MRBI	1.008	27/06/10	3.375.399
EL	Greece	TNS ICAP	1.000	11/06/10	8.693.566
ES	Spain	TNS Demoscopia	1.006	13/06/10	39.035.867
FR	France	TNS Sofres	1.003	11/06/10	47.620.942
IT	Italy	TNS Infratest	1.036	11/06/10	51.252.247
CY	Rep. of Cyprus	Synovate	502	11/06/10	651.400
LV	Latvia	TNS Latvia	1.016	10/06/10	1.448.719
LT	Lithuania	TNS Gallup Lithuania	1.036	12/06/10	2.849.359
LU	Luxembourg	TNS ILReS	500	11/06/10	404.907
HU	Hungary	TNS Hungary	1.032	11/06/10	8.320.614
MT	Malta	MISCO	500	11/06/10	335.476
NL	Netherlands	TNS NIPO	1.021	11/06/10	13.288.200
AT	Austria	Österreichisches Gallup-Institut	996	10/06/10	6.973.277
PL	Poland	TNS OBOP	1.000	12/06/10	32.306.436
PT	Portugal	TNS EUROTESTE	1.007	11/06/10	8.080.915
RO	Romania	TNS CSOP	1.013	11/06/10	18.246.731
SI	Slovenia	RM PLUS	1.003	10/06/10	1.748.308
SK	Slovakia	TNS AISA SK	1.084	12/06/10	4.549.954
FI	Finland	TNS Gallup Oy	1.007	09/06/10	4.412.321
SE	Sweden	TNS GALLUP	1.010	10/06/10	7.723.931
UK	United Kingdom	TNS UK	1.318	11/06/10	51.081.866
TOTAL EU27			26.691	09/06/10	406.834.359

For each country a comparison between the sample and the universe was carried out. The Universe description was derived from Eurostat population data or from national statistics offices. For all countries surveyed, a national weighting procedure, using marginal and intercellular weighting, was carried out based on this Universe description. In all countries, gender, age, region and size of locality were introduced in the iteration procedure. For international weighting (i.e. EU averages), TNS Opinion & Social applies the official population figures as provided by EUROSTAT or national statistic offices. The total population figures for input in this post-weighting procedure are listed above.

Readers are reminded that survey results are estimations, the accuracy of which, everything being equal, rests upon the sample size and upon the observed percentage. With samples of about 1,000 interviews, the real percentages vary within the following confidence limits:

Observed percentages	10% or 90%	20% or 80%	30% or 70%	40% or 60%	50%
Confidence limits	± 1.9 points	± 2.5 points	± 2.7 points	± 3.0 points	± 3.1 points

QUESTIONNAIRE

QF1 To what extent do you associate food and eating with each of the following?

(SHOW CARD WITH SCALE – ONE ANSWER PER LINE)

	(READ OUT – ROTATE)	To a large extent	Somewhat	Not very much	Not at all	DK
1	Satisfying your hunger	1	2	3	4	5
2	Enjoying a meal with friends or family	1	2	3	4	5
3	Selecting fresh and tasty foods	1	2	3	4	5
4	Looking for affordable prices	1	2	3	4	5
5	Checking calories and nutrients – fat and sugar, etc.	1	2	3	4	5
6	Being concerned about the safety of food	1	2	3	4	5

NEW

QF2 I will read out a list of potential risks. For each of them please tell me how likely you think they are to happen to you personally.

(SHOW CARD WITH SCALE – ONE ANSWER PER LINE)

	(READ OUT – ROTATE)	Very likely	Fairly likely	Not very likely	Not at all likely	DK
1	Being a victim of a crime	1	2	3	4	5
2	The food you eat damaging your health	1	2	3	4	5
3	Environmental pollution damaging your health	1	2	3	4	5
4	The economic crisis negatively affecting your life (N)	1	2	3	4	5
5	Being injured in a car accident	1	2	3	4	5
6	Getting a serious illness (M)	1	2	3	4	5

EB64.1 QB2 TREND MODIFIED

QF3	Could you tell me in your own words, what are all the things that come to your mind when thinking about possible problems or risks associated with food and eating? Just say out loud whatever comes to mind and I will write it down. Anything else? (M)
-----	---

(OPEN QUESTION – ENTER ALL SPONTANEOUS ANSWERS – MULTIPLE ANSWERS POSSIBLE)

--

EB64.1 QB3

QF4 Please tell me to what extent you are worried or not about the following issues. (M)

(SHOW CARD WITH SCALE – ONE ANSWER PER LINE)

	(READ OUT – ROTATE)	Very worried	Fairly worried	Not very worried	Not at all worried	DK
1	BSE or what is called mad cow disease (M)	1	2	3	4	5
2	Genetically modified organisms found in food or drinks	1	2	3	4	5
3	Having an allergic reaction to food or drinks	1	2	3	4	5
4	Additives like colours, preservatives or flavourings used in food or drinks	1	2	3	4	5
5	Food poisoning from bacteria like salmonella in eggs or listeria in cheese (M)	1	2	3	4	5
6	Pesticide residues in fruit, vegetables or cereals	1	2	3	4	5
7	Residues like antibiotics or hormones in meat (M)	1	2	3	4	5
8	Pollutants like mercury in fish and dioxins in pork (M)	1	2	3	4	5
9	Substances contained in plastics or other materials coming into contact with food (N)	1	2	3	4	5
10	Not having a healthy and balanced diet (N)	1	2	3	4	5
11	Getting a diet related disease such as diabetes, heart or liver problems (N)	1	2	3	4	5
12	Putting on weight (M)	1	2	3	4	5
13	New viruses found in animals like avian or bird flu (M)	1	2	3	4	5
14	Cloning animals for food products (N)	1	2	3	4	5
15	The welfare of farmed animals	1	2	3	4	5
16	The quality and freshness of food (N)	1	2	3	4	5

17	Nano particles found in food (N)	1	2	3	4	5
----	----------------------------------	---	---	---	---	---

EB64.1 QB5 TREND MODIFIED

QF5	Suppose a serious food risk were found in a food you eat regularly such as fish, chicken or salad. How much confidence would you have in the following sources to give you accurate information about this risk?
-----	--

(SHOW CARD WITH SCALE – ONE ANSWER PER LINE)

	(READ OUT – ROTATE)	Very confident	Fairly confident	Not very confident	Not at all confident	DK
--	---------------------	----------------	------------------	--------------------	----------------------	----

1	Media (TV, newspapers, radio)	1	2	3	4	5
2	Scientists	1	2	3	4	5
3	National and European food safety agencies (EFSA)	1	2	3	4	5
4	European institutions	1	2	3	4	5
5	(NATIONALITY) Government	1	2	3	4	5
6	Consumer organisations	1	2	3	4	5
7	Environmental protection groups	1	2	3	4	5
8	Farmers	1	2	3	4	5
9	Food manufacturers	1	2	3	4	5
10	Supermarkets and shops	1	2	3	4	5
11	Your physician/ doctor and other health professionals	1	2	3	4	5
12	Family and friends	1	2	3	4	5
13	Information found on the Internet	1	2	3	4	5

NEW (BASED ON EB64.1 QB6)

QF6 To what extent do you agree or not with each of the following statements? (M)

(SHOW CARD WITH SCALE – ONE ANSWER PER LINE)

	(READ OUT – ROTATE)	Totally agree	Tend to agree	Tend to disagree	Totally disagree	DK
1	Food today is safer compared to ten years ago (N)	1	2	3	4	5
2	Food produced in the EU is safer than food imported from outside the EU (M)	1	2	3	4	5
3	There are strict laws in the EU to make sure that food is safe	1	2	3	4	5
4	Public authorities in the EU are quick to act when a danger to citizens' health is identified	1	2	3	4	5
5	Public authorities in the EU view the health of consumers as being more important than the profits of producers	1	2	3	4	5
6	Public authorities in the EU should do more to ensure that food is healthy (N)	1	2	3	4	5
7	Public authorities in the EU take into account most recent scientific evidence when they take decisions related to food risks (M)	1	2	3	4	5
8	Public authorities in the EU do a good job in informing people about the risks related to food	1	2	3	4	5
9	Scientific advice on food related risks is independent of commercial or political interests (N)	1	2	3	4	5

10	Our diet is less healthy compared to 10 years ago (N)	1	2	3	4	5
11	Public authorities in the EU should do more to inform about healthy diets and lifestyles (N)	1	2	3	4	5
12	Public authorities in the EU take into account citizens' concerns regarding food safety (N)	1	2	3	4	5

EB64.1 QB8 TREND MODIFIED

QF7 I am going to read out a list of possible risks. How confident are you that you can personally take steps to avoid these risks?

(SHOW CARD WITH SCALE – ONE ANSWER PER LINE)

(READ OUT – ROTATE)	Very confident	Fairly confident	Not very confident	Not at all confident	DK
---------------------	----------------	------------------	--------------------	----------------------	----

1	Possible risks from chemical contamination of foods, for example pesticide residues or environmental pollutants like mercury in fish	1	2	3	4	5
2	Possible risks from bacterial contamination of foods, for example salmonella in eggs	1	2	3	4	5
3	Possible risks to health from your diet, for example high fat intakes and heart disease	1	2	3	4	5
4	Possible risks from new technologies such as animal cloning and nanotechnology	1	2	3	4	5
5	Possible risks from animal infections or diseases which could be transmitted to humans such as mad cow disease (BSE)	1	2	3	4	5

NEW

QF8	Now we would like to know if you think that public authorities in the European Union are doing enough to protect you from these possible risks.
-----	---

(SHOW CARD WITH SCALE – ONE ANSWER PER LINE)

	(READ OUT – ROTATE)	Yes, definitely	Yes, probably	No, probably not	No, certainly not	DK
--	---------------------	--------------------	------------------	------------------------	-------------------------	----

1	Possible risks from chemical contamination of foods, for example pesticide residues or environmental pollutants like mercury in fish	1	2	3	4	5
2	Possible risks from bacterial contamination of foods, for example salmonella in eggs	1	2	3	4	5
3	Possible risks to health from your diet, for example high fat intakes and heart disease	1	2	3	4	5
4	Possible risks from new technologies such as animal cloning and nanotechnology	1	2	3	4	5
5	Possible risks from animal infections or diseases which could be transmitted to humans such as mad cow disease (BSE)	1	2	3	4	5

NEW

ASK QF9a AND QF10a ONLY TO SPLIT A – SPLIT B GO TO QF9b

QF9a Please tell me when was the last time you read in the press, saw on the Internet or television or heard on the radio, that food may be unsafe, for example due to a chemical found in it.

(READ OUT – ONE ANSWER ONLY)

- | | |
|----------------------------|---|
| Within the last 7 days | 1 |
| Within the past month | 2 |
| Within the past six months | 3 |
| Longer than six months ago | 4 |
| Never | 5 |
| DK | 6 |

NEW (BASED ON EB64.1 QB10)

ASK QF10a IF "DID HEAR, READ OR SEE SOMETHING", CODE 1 TO 4 IN QF9a – OTHERS GO TO THE DEMOGRAPHICS

QF10a And how did you react to the last information you heard, saw or read about a type of food being unsafe? (M)

(SHOW CARD – READ OUT – ONE ANSWER ONLY)

- | | |
|--|---|
| You have permanently changed your eating habits | 1 |
| You avoided the food mentioned in the story only for a while | 2 |
| You got worried about the problem but finally you did nothing about it | 3 |
| You ignored it, and did not change your eating habits (M) | 4 |
| Other (SPONTANEOUS) | 5 |
| DK | 6 |

EB64.1 QB11 TREND MODIFIED

ASK QF9b AND QF10b ONLY TO SPLIT B – SPLIT A GO TO DEMOGRAPHICS

QF9b Please tell me when was the last time you read in the press, saw on the Internet or television or heard on the radio, that a certain type of food may be bad for your health for example containing too much fat or salt.

(READ OUT – ONE ANSWER ONLY)

Within the last 7 days	1
Within the past month	2
Within the past six months	3
Longer than six months ago	4
Never	5
DK	6

NEW (BASED ON EB64.1 QB10)

ASK QF10b IF "DID HEAR, READ OR SEE SOMETHING", CODE 1 TO 4 IN QF9b – OTHERS GO TO DEMOGRAPHICS

QF10b And how did you react to the last information you heard, saw or read about a type of food being bad for your health?

(SHOW CARD – READ OUT – ONE ANSWER ONLY)

You have permanently changed your eating habits	1
You avoided the food mentioned in the story only for a while	2
You got worried about the problem but finally you did nothing about it	3
You ignored it, and did not change your eating habits	4
Other (SPONTANEOUS)	5
DK	6

NEW (BASED ON EB64.1 QB11)





























TABLES

QF1.1 Dans quelle mesure associez-vous chacune des propositions suivantes à l'alimentation et au manger ?
Satisfaire sa faim

QF1.1 To what extent do you associate food and eating with each of the following?
Satisfying your hunger

QF1.1 Inwieweit verbinden Sie Lebensmittel und Essen mit folgenden Punkten?
Ihren Hunger stillen

QF1.1 In che misura associa il cibo e le bevande con ciascuna delle seguenti operazioni?
Soddisfare la fame

		Dans une large mesure	Plutôt	Plutôt pas	Pas du tout	NSP	Total 'Associe'	Total 'N'associe pas'
		To a large extent	Somewhat	Not very much	Not at all	DK	Total 'Associate'	Total 'Does not associate'
		Starker Einfluss	In gewissem Maße	Eher nicht	Überhaupt kein Einfluss	WN	Gesamt 'Verbindet'	Gesamt 'Verbindet nicht'
		Molto	Abbastanza	Poco	Per niente	NS	Totale 'Associa'	Totale 'Non associa'
%		EB 73.5	EB 73.5	EB 73.5	EB 73.5	EB 73.5	EB 73.5	EB 73.5
	EU 27	44	45	9	2	0	89	11
	BE	40	47	10	3	0	87	13
	BG	62	33	4	1	0	95	5
	CZ	49	39	9	3	0	88	12
	DK	47	38	12	2	1	85	14
	D-W	39	49	11	1	0	88	12
	DE	39	48	11	2	0	87	13
	D-E	40	45	11	4	0	85	15
	EE	40	37	16	5	2	77	21
	IE	66	31	3	0	0	97	3
	EL	47	46	7	0	0	93	7
	ES	42	46	9	3	0	88	12
	FR	42	49	7	1	1	91	8
	IT	35	53	9	3	0	88	12
	CY	66	30	4	0	0	96	4
	LV	34	31	22	11	2	65	33
	LT	38	53	7	1	1	91	8
	LU	37	53	8	0	2	90	8
	HU	62	31	6	1	0	93	7
	MT	47	44	8	1	0	91	9
	NL	26	44	22	8	0	70	30
	AT	49	38	11	2	0	87	13
	PL	53	39	5	2	1	92	7
	PT	39	54	6	0	1	93	6
	RO	44	46	8	1	1	90	9
	SI	26	59	13	2	0	85	15
	SK	57	37	6	0	0	94	6
	FI	44	51	5	0	0	95	5
	SE	54	38	7	1	0	92	8
	UK	51	39	8	1	1	90	9

QF1.2 Dans quelle mesure associez-vous chacune des propositions suivantes à l'alimentation et au manger ?

Apprécier un repas entre amis ou en famille

QF1.2 To what extent do you associate food and eating with each of the following?































Enjoying a meal with friends or family

QF1.2 Inwieweit verbinden Sie Lebensmittel und Essen mit folgenden Punkten?

Eine Mahlzeit mit Freunden oder der Familie genießen

QF1.2 In che misura associa il cibo e le bevande con ciascuna delle seguenti operazioni?

Goderesi un pasto in compagnia di amici o della famiglia































		Dans une large mesure	Plutôt	Plutôt pas	Pas du tout	NSP	Total 'Associe'	Total 'N'associe pas'
		To a large extent	Somewhat	Not very much	Not at all	DK	Total 'Associate'	Total 'Does not associate'
		Starker Einfluss	In gewissem Maße	Eher nicht	Überhaupt kein Einfluss	WN	Gesamt 'Verbindet'	Gesamt 'Verbindet nicht'
		Molto	Abbastanza	Poco	Per niente	NS	Totale 'Associa'	Totale 'Non associa'
	%	EB 73.5	EB 73.5	EB 73.5	EB 73.5	EB 73.5	EB 73.5	EB 73.5
	EU 27	54	37	7	2	0	91	9
	BE	53	38	7	2	0	91	9
	BG	50	39	8	2	1	89	10
	CZ	44	41	11	3	1	85	14
	DK	76	21	3	0	0	97	3
	D-W	55	37	7	1	0	92	8
	DE	54	37	7	1	1	91	8
	D-E	50	40	7	3	0	90	10
	EE	44	41	12	2	1	85	14
	IE	51	42	5	1	1	93	6
	EL	47	47	6	0	0	94	6
	ES	66	28	4	2	0	94	6
	FR	65	32	2	0	1	97	2
	IT	44	44	8	3	1	88	11
	CY	67	30	3	0	0	97	3
	LV	46	39	13	2	0	85	15
	LT	32	55	10	2	1	87	12
	LU	56	39	4	0	1	95	4
	HU	48	41	9	2	0	89	11
	MT	67	28	4	1	0	95	5
	NL	61	31	5	2	1	92	7
	AT	56	31	11	2	0	87	13
	PL	42	43	11	3	1	85	14
	PT	46	46	7	0	1	92	7
	RO	36	47	14	2	1	83	16
	SI	42	48	8	2	0	90	10
	SK	52	40	7	1	0	92	8
	FI	46	46	7	1	0	92	8
	SE	72	22	5	1	0	94	6
	UK	59	34	5	2	0	93	7

QF1.3 Dans quelle mesure associez-vous chacune des propositions suivantes à l'alimentation et au manger ?
Choisir des aliments frais et savoureux

QF1.3 To what extent do you associate food and eating with each of the following?
Selecting fresh and tasty foods

QF1.3 Inwieweit verbinden Sie Lebensmittel und Essen mit folgenden Punkten?
Frische und leckere Lebensmittel aussuchen

QF1.3 In che misura associa il cibo e le bevande con ciascuna delle seguenti operazioni?
Scegliere cibi freschi e saporiti





























		Dans une large mesure	Plutôt	Plutôt pas	Pas du tout	NSP	Total 'Associe'	Total 'N'associe pas'
		To a large extent	Somewhat	Not very much	Not at all	DK	Total 'Associate'	Total 'Does not associate'
		Starker Einfluss	In gewissem Maße	Eher nicht	Überhaupt kein Einfluss	WN	Gesamt 'Verbindet'	Gesamt 'Verbindet nicht'
		Molto	Abbastanza	Poco	Per niente	NS	Totale 'Associa'	Totale 'Non associa'
%		EB 73.5	EB 73.5	EB 73.5	EB 73.5	EB 73.5	EB 73.5	EB 73.5
	EU 27	58	36	5	1	0	94	6
	BE	58	36	4	2	0	94	6
	BG	62	31	6	1	0	93	7
	CZ	58	34	7	1	0	92	8
	DK	76	21	3	0	0	97	3
	D-W	54	41	5	0	0	95	5
	DE	54	41	5	0	0	95	5
	D-E	57	38	4	1	0	95	5
	EE	65	29	5	1	0	94	6
	IE	56	36	6	1	1	92	7
	EL	56	41	3	0	0	97	3
	ES	66	30	4	0	0	96	4
	FR	61	36	2	1	0	97	3
	IT	50	41	5	3	1	91	8
	CY	84	14	2	0	0	98	2
	LV	63	30	6	1	0	93	7
	LT	53	40	6	1	0	93	7
	LU	52	44	3	0	1	96	3
	HU	67	28	4	1	0	95	5
	MT	80	17	3	0	0	97	3
	NL	67	29	3	1	0	96	4
	AT	56	36	7	1	0	92	8
	PL	59	34	5	1	1	93	6
	PT	49	45	5	1	0	94	6
	RO	50	40	8	1	1	90	9
	SI	54	40	5	0	1	94	5
	SK	62	33	4	1	0	95	5
	FI	51	45	3	1	0	96	4
	SE	74	22	3	0	1	96	3
	UK	62	33	4	1	0	95	5

QF1.4 Dans quelle mesure associez-vous chacune des propositions suivantes à l'alimentation et au manger ?
Rechercher des prix abordables

QF1.4 To what extent do you associate food and eating with each of the following?
Looking for affordable prices

QF1.4 Inwieweit verbinden Sie Lebensmittel und Essen mit folgenden Punkten?
Bezahlbare Preise suchen

QF1.4 In che misura associa il cibo e le bevande con ciascuna delle seguenti operazioni?
Cercare prezzi accessibili































		Dans une large mesure	Plutôt	Plutôt pas	Pas du tout	NSP	Total 'Associe'	Total 'N'associe pas'
		To a large extent	Somewhat	Not very much	Not at all	DK	Total 'Associate'	Total 'Does not associate'
		Starker Einfluss	In gewissem Maße	Eher nicht	Überhaupt kein Einfluss	WN	Gesamt 'Verbindet'	Gesamt 'Verbindet nicht'
		Molto	Abbastanza	Poco	Per niente	NS	Totale 'Associa'	Totale 'Non associa'
	%	EB 73.5	EB 73.5	EB 73.5	EB 73.5	EB 73.5	EB 73.5	EB 73.5
	EU 27	44	44	9	2	1	88	11
	BE	42	45	9	4	0	87	13
	BG	55	35	7	2	1	90	9
	CZ	49	40	9	2	0	89	11
	DK	24	46	25	5	0	70	30
	D-W	35	54	9	2	0	89	11
	DE	37	52	9	2	0	89	11
	D-E	44	44	11	1	0	88	12
	EE	53	36	9	1	1	89	10
	IE	48	39	10	2	1	87	12
	EL	45	44	10	1	0	89	11
	ES	57	36	6	1	0	93	7
	FR	53	40	5	1	1	93	6
	IT	36	46	12	5	1	82	17
	CY	58	33	8	1	0	91	9
	LV	54	34	11	1	0	88	12
	LT	47	43	9	1	0	90	10
	LU	26	54	17	2	1	80	19
	HU	59	36	4	1	0	95	5
	MT	48	33	15	3	1	81	18
	NL	24	51	18	7	0	75	25
	AT	35	44	17	4	0	79	21
	PL	43	44	9	3	1	87	12
	PT	46	43	8	3	0	89	11
	RO	56	34	8	1	1	90	9
	SI	35	50	12	3	0	85	15
	SK	48	40	10	2	0	88	12
	FI	28	59	11	2	0	87	13
	SE	29	50	17	4	0	79	21
	UK	45	42	10	3	0	87	13

QF1.5 Dans quelle mesure associez-vous chacune des propositions suivantes à l'alimentation et au manger ?
Vérifier le nombre de calories et les composants alimentaires – matières grasses et sucres, etc.

QF1.5 To what extent do you associate food and eating with each of the following?
Checking calories and nutrients – fat and sugar, etc.

QF1.5 Inwieweit verbinden Sie Lebensmittel und Essen mit folgenden Punkten?
Kalorien und Nährstoffe überprüfen – Fett und Zucker etc.

QF1.5 In che misura associa il cibo e le bevande con ciascuna delle seguenti operazioni?
Controllare le calorie e gli ingredienti - i grassi e gli zuccheri, ecc.































		Dans une large mesure	Plutôt	Plutôt pas	Pas du tout	NSP	Total 'Associe'	Total 'N'associe pas'
		To a large extent	Somewhat	Not very much	Not at all	DK	Total 'Associate'	Total 'Does not associate'
		Starker Einfluss	In gewissem Maße	Eher nicht	Überhaupt kein Einfluss	WN	Gesamt 'Verbindet'	Gesamt 'Verbindet nicht'
		Molto	Abbastanza	Poco	Per niente	NS	Totale 'Associa'	Totale 'Non associa'
%		EB 73.5	EB 73.5	EB 73.5	EB 73.5	EB 73.5	EB 73.5	EB 73.5
	EU 27	23	38	24	15	0	61	39
	BE	21	34	25	20	0	55	45
	BG	16	31	33	19	1	47	52
	CZ	18	38	27	17	0	56	44
	DK	24	35	27	14	0	59	41
	D-W	22	43	23	12	0	65	35
	DE	23	42	22	13	0	65	35
	D-E	24	41	19	16	0	65	35
	EE	22	33	27	17	1	55	44
	IE	20	35	26	19	0	55	45
	EL	28	42	22	8	0	70	30
	ES	35	37	18	10	0	72	28
	FR	19	34	23	23	1	53	46
	IT	23	45	22	9	1	68	31
	CY	42	33	16	9	0	75	25
	LV	13	26	31	30	0	39	61
	LT	7	25	27	41	0	32	68
	LU	16	35	30	18	1	51	48
	HU	24	40	25	11	0	64	36
	MT	31	28	24	17	0	59	41
	NL	21	38	24	17	0	59	41
	AT	16	39	28	17	0	55	45
	PL	15	34	29	20	2	49	49
	PT	22	48	20	9	1	70	29
	RO	24	37	25	12	2	61	37
	SI	10	32	34	24	0	42	58
	SK	21	41	23	15	0	62	38
	FI	23	50	21	6	0	73	27
	SE	20	40	26	14	0	60	40
	UK	25	32	23	19	1	57	42

QF1.6 Dans quelle mesure associez-vous chacune des propositions suivantes à l'alimentation et au manger ?
Etre préoccupé(e) par la sécurité des aliments

QF1.6 To what extent do you associate food and eating with each of the following?
Being concerned about the safety of food

QF1.6 Inwieweit verbinden Sie Lebensmittel und Essen mit folgenden Punkten?
Sich Sorgen wegen der Lebensmittelsicherheit machen

QF1.6 In che misura associa il cibo e le bevande con ciascuna delle seguenti operazioni?
Preoccuparsi della sicurezza dei cibi

	Dans une large mesure	Plutôt	Plutôt pas	Pas du tout	NSP	Total 'Associe'	Total 'N'associe pas'
	To a large extent	Somewhat	Not very much	Not at all	DK	Total 'Associate'	Total 'Does not associate'
	Starker Einfluss	In gewissem Maße	Eher nicht	Überhaupt kein Einfluss	WN	Gesamt 'Verbindet'	Gesamt 'Verbindet nicht'
	Molto	Abbastanza	Poco	Per niente	NS	Totale 'Associa'	Totale 'Non associa'
%	EB 73.5	EB 73.5	EB 73.5	EB 73.5	EB 73.5	EB 73.5	EB 73.5
 EU 27	37	42	16	5	0	79	21
 BE	34	38	21	7	0	72	28
 BG	45	39	12	3	1	84	15
 CZ	37	42	17	4	0	79	21
 DK	34	45	16	5	0	79	21
 D-W	21	43	26	10	0	64	36
 DE	21	41	27	11	0	62	38
 D-E	22	35	30	13	0	57	43
 EE	29	38	25	8	0	67	33
 IE	38	39	17	6	0	77	23
 EL	44	45	10	1	0	89	11
 ES	54	37	7	2	0	91	9
 FR	38	42	13	6	1	80	19
 IT	40	46	10	3	1	86	13
 CY	75	22	2	1	0	97	3
 LV	42	35	19	4	0	77	23
 LT	42	44	10	4	0	86	14
 LU	36	47	13	4	0	83	17
 HU	33	42	21	4	0	75	25
 MT	32	38	21	8	1	70	29
 NL	20	39	29	11	1	59	40
 AT	14	47	29	10	0	61	39
 PL	27	47	17	8	1	74	25
 PT	34	55	9	1	1	89	10
 RO	45	38	12	4	1	83	16
 SI	31	46	18	4	1	77	22
 SK	27	48	19	6	0	75	25
 FI	49	43	7	1	0	92	8
 SE	47	36	13	2	2	83	15
 UK	47	37	13	3	0	84	16

QF2.1 Je vais vous lire une liste de risques potentiels. Pour chacun d'entre eux, veuillez m'indiquer dans quelle mesure vous pensez pouvoir y être confronté(e) personnellement.

Etre victime d'un crime

QF2.1 I will read out a list of potential risks. For each of them please tell me how likely you think they are to happen to you personally.































Being a victim of a crime

QF2.1 Ich lese Ihnen nun eine Liste möglicher Gefahren vor. Sagen Sie mir bitte für jede, für wie wahrscheinlich Sie es halten, persönlich davon betroffen zu werden.

Opfer eines Verbrechens werden

QF2.1 Le leggerò una lista di rischi potenziali. Per ognuno mi dica per favore con quale probabilità pensa potrebbero accadere a lei.

Essere vittima di un crimine

	%	Très probable		Plutôt probable		Plutôt pas probable		Pas du tout probable		NSP		Total 'Probable'		Total 'Pas probable'	
		Very likely		Fairly likely		Not very likely		Not at all likely		DK		Total 'Likely'		Total 'Not likely'	
		Sehr wahrscheinlich		Ziemlich wahrscheinlich		Nicht sehr wahrscheinlich		Überhaupt nicht wahrscheinlich		WN		Gesamt 'Wahrscheinlich'		Gesamt 'Nicht wahrscheinlich'	
		Molto probabile		Abbastanza probabile		Poco probabile		Per niente probabile		NS		Totale 'probabile'		Totale 'Improbabile'	
		EB	Diff. EB	EB	Diff. EB	EB	Diff. EB	EB	Diff. EB	EB	Diff. EB	EB	Diff. EB	EB	Diff. EB
		73.5	64.1	73.5	64.1	73.5	64.1	73.5	64.1	73.5	64.1	73.5	64.1	73.5	64.1
 EU 27		7	1	26	1	45	2	15	-6	7	2	33	2	60	-4
 BE		5	0	26	4	49	1	18	-7	2	2	31	4	67	-6
 BG		17		41		24		5		13		58		29	
 CZ		8	-2	35	5	44	2	9	-4	4	-1	43	3	53	-2
 DK		7	2	28	1	56	0	8	-3	1	0	35	3	64	-3
 D-W		2	-1	13	-1	58	3	19	-5	8	4	15	-2	77	-2
 DE		3	0	14	0	59	4	18	-6	6	2	17	0	77	-2
 D-E		5	2	18	3	60	4	15	-8	2	-1	23	5	75	-4
 EE		11	4	38	-2	43	1	5	-3	3	0	49	2	48	-2
 IE		9	-1	31	-3	38	8	11	-3	11	-1	40	-4	49	5
 EL		20	10	38	9	32	0	7	-21	3	2	58	19	39	-21
 ES		7	2	34	4	45	4	10	-2	4	-8	41	6	55	2
 FR		4	1	19	-1	46	1	25	-2	6	1	23	0	71	-1
 IT		10	5	32	17	29	1	13	-31	16	8	42	22	42	-30
 CY		22	17	28	6	23	-4	25	-18	2	-1	50	23	48	-22
 LV		14	-1	39	-3	39	8	6	-4	2	0	53	-4	45	4
 LT		23	-4	43	1	24	4	6	-1	4	0	66	-3	30	3
 LU		3	-1	23	-2	46	-2	18	-4	10	9	26	-3	64	-6
 HU		3	0	16	0	51	0	24	-2	6	2	19	0	75	-2
 MT		8	-1	45	-5	26	9	11	-7	10	4	53	-6	37	2
 NL		3	-1	20	-4	61	3	12	0	4	2	23	-5	73	3
 AT		4	3	14	1	53	-1	17	-2	12	-1	18	4	70	-3
 PL		9	-3	34	-5	42	8	7	-2	8	2	43	-8	49	6
 PT		7	1	52	18	30	-2	6	-16	5	-1	59	19	36	-18
 RO		5		19		27		38		11		24		65	
 SI		4	1	21	5	50	1	21	-8	4	1	25	6	71	-7
 SK		6	0	36	10	42	-2	8	-10	8	2	42	10	50	-12
 FI		1	-1	17	-3	73	7	8	-4	1	1	18	-4	81	3
 SE		2	-2	13	-7	69	6	14	2	2	1	15	-9	83	8
 UK		9	-4	31	-10	48	11	9	3	3	0	40	-14	57	14

QF2.2 Je vais vous lire une liste de risques potentiels. Pour chacun d'entre eux, veuillez m'indiquer dans quelle mesure vous pensez pouvoir y être confronté(e) personnellement.

Que les aliments que vous mangez nuisent à votre santé

QF2.2 I will read out a list of potential risks. For each of them please tell me how likely you think they are to happen to you personally.































The food you eat damaging your health

QF2.2 Ich lese Ihnen nun eine Liste möglicher Gefahren vor. Sagen Sie mir bitte für jede, für wie wahrscheinlich Sie es halten, persönlich davon betroffen zu werden.

Lebensmittel essen, die Ihre Gesundheit beeinträchtigen

QF2.2 Le leggerò una lista di rischi potenziali. Per ognuno mi dica per favore con quale probabilità pensa potrebbero accadere a lei.

Che il cibo che mangia sia nocivo per la sua salute

	%	Très probable		Plutôt probable		Plutôt pas probable		Pas du tout probable		NSP		Total 'Probable'		Total 'Pas probable'	
		Very likely		Fairly likely		Not very likely		Not at all likely		DK		Total 'Likely'		Total 'Not likely'	
		Sehr wahrscheinlich		Ziemlich wahrscheinlich		Nicht sehr wahrscheinlich		Überhaupt nicht wahrscheinlich		WN		Gesamt 'Wahrscheinlich'		Gesamt 'Nicht wahrscheinlich'	
		Molto probabile		Abbastanza probabile		Poco probabile		Per niente probabile		NS		Totale 'probabile'		Totale 'Improbabile'	
		EB	Diff. EB	EB	Diff. EB	EB	Diff. EB	EB	Diff. EB	EB	Diff. EB	EB	Diff. EB	EB	Diff. EB
		73.5	64.1	73.5	64.1	73.5	64.1	73.5	64.1	73.5	64.1	73.5	64.1	73.5	64.1
 EU 27		11	3	37	3	40	-1	9	-5	3	0	48	6	49	-6
 BE		11	2	39	4	40	-1	9	-6	1	1	50	6	49	-7
 BG		24		51		17		2		6		75		19	
 CZ		9	2	32	10	50	-3	7	-10	2	1	41	12	57	-13
 DK		5	0	31	7	51	2	13	-8	0	-1	36	7	64	-6
 D-W		10	3	33	2	45	-2	10	-4	2	1	43	5	55	-6
 DE		10	3	33	3	45	-2	11	-4	1	0	43	6	56	-6
 D-E		11	3	31	4	45	-2	12	-5	1	0	42	7	57	-7
 EE		11	7	34	9	42	-8	12	-7	1	-1	45	16	54	-15
 IE		6	0	28	-1	47	11	11	-6	8	-4	34	-1	58	5
 EL		26	7	55	7	17	-5	2	-7	0	-2	81	14	19	-12
 ES		7	3	33	10	51	3	7	-9	2	-7	40	13	58	-6
 FR		14	5	42	3	32	-3	10	-6	2	1	56	8	42	-9
 IT		17	5	48	-2	26	0	4	-4	5	1	65	3	30	-4
 CY		28	17	42	7	25	-6	5	-17	0	-1	70	24	30	-23
 LV		19	7	43	4	32	-4	5	-7	1	0	62	11	37	-11
 LT		20	10	45	12	28	-6	6	-12	1	-4	65	22	34	-18
 LU		9	2	40	3	41	0	8	-6	2	1	49	5	49	-6
 HU		14	1	43	2	34	2	7	-5	2	0	57	3	41	-3
 MT		11	0	51	10	25	-3	10	-7	3	0	62	10	35	-10
 NL		5	0	25	5	57	3	12	-8	1	0	30	5	69	-5
 AT		5	3	18	3	59	-1	14	-5	4	0	23	6	73	-6
 PL		9	1	44	2	36	-2	6	-2	5	1	53	3	42	-4
 PT		9	4	53	15	33	0	4	-15	1	-4	62	19	37	-15
 RO		21		47		23		6		3		68		29	
 SI		15	8	43	1	35	-6	6	-2	1	-1	58	9	41	-8
 SK		7	3	36	4	44	-2	9	-4	4	-1	43	7	53	-6
 FI		3	1	22	4	63	4	12	-9	0	0	25	5	75	-5
 SE		5	0	26	1	56	8	12	-10	1	1	31	1	68	-2
 UK		7	-2	22	-9	54	11	14	-1	3	1	29	-11	68	10

QF2.3 Je vais vous lire une liste de risques potentiels. Pour chacun d'entre eux, veuillez m'indiquer dans quelle mesure vous pensez pouvoir y être confronté(e) personnellement.

Que la pollution de l'environnement nuise à votre santé

QF2.3 I will read out a list of potential risks. For each of them please tell me how likely you think they are to happen to you personally.































Environmental pollution damaging your health

QF2.3 Ich lese Ihnen nun eine Liste möglicher Gefahren vor. Sagen Sie mir bitte für jede, für wie wahrscheinlich Sie es halten, persönlich davon betroffen zu werden.

Umweltverschmutzung, die Ihre Gesundheit beeinträchtigt

QF2.3 Le leggerò una lista di rischi potenziali. Per ognuno mi dica per favore con quale probabilità pensa potrebbero accadere a lei.

Che l'inquinamento sia nocivo per la sua salute

	%	Très probable		Plutôt probable		Plutôt pas probable		Pas du tout probable		NSP		Total 'Probable'		Total 'Pas probable'	
		Very likely		Fairly likely		Not very likely		Not at all likely		DK		Total 'Likely'		Total 'Not likely'	
		Sehr wahrscheinlich		Ziemlich wahrscheinlich		Nicht sehr wahrscheinlich		Überhaupt nicht wahrscheinlich		WN		Gesamt 'Wahrscheinlich'		Gesamt 'Nicht wahrscheinlich'	
		Molto probabile		Abbastanza probabile		Poco probabile		Per niente probabile		NS		Totale 'probabile'		Totale 'Improbabile'	
		EB 73.5	Diff. EB 64.1	EB 73.5	Diff. EB 64.1	EB 73.5	Diff. EB 64.1	EB 73.5	Diff. EB 64.1	EB 73.5	Diff. EB 64.1	EB 73.5	Diff. EB 64.1	EB 73.5	Diff. EB 64.1
 EU 27		18	0	43	0	31	3	6	-2	2	-1	61	0	37	1
 BE		22	-7	46	-2	25	6	6	2	1	1	68	-9	31	8
 BG		28		49		16		2		5		77		18	
 CZ		16	2	40	4	37	-2	6	-4	1	0	56	6	43	-6
 DK		11	-3	43	3	39	1	6	-1	1	0	54	0	45	0
 D-W		13	3	36	-1	40	-1	9	-2	2	1	49	2	49	-3
 DE		14	4	36	0	39	-2	9	-3	2	1	50	4	48	-5
 D-E		15	5	39	6	39	0	7	-9	0	-2	54	11	46	-9
 EE		15	6	36	-2	40	1	7	-5	2	0	51	4	47	-4
 IE		8	-2	33	-1	41	12	9	-4	9	-5	41	-3	50	8
 EL		30	4	50	10	18	-2	1	-10	1	-2	80	14	19	-12
 ES		12	3	45	11	37	1	4	-7	2	-8	57	14	41	-6
 FR		31	2	51	-2	14	1	3	-1	1	0	82	0	17	0
 IT		24	-7	55	1	14	4	4	1	3	1	79	-6	18	5
 CY		35	21	43	4	18	-9	4	-14	0	-2	78	25	22	-23
 LV		26	-4	44	-1	26	8	3	-3	1	0	70	-5	29	5
 LT		30	2	51	5	15	-2	3	-2	1	-3	81	7	18	-4
 LU		17	-1	56	2	20	-1	5	-1	2	1	73	1	25	-2
 HU		26	-2	45	-1	22	3	7	1	0	-1	71	-3	29	4
 MT		33	-3	46	-5	15	7	4	1	2	0	79	-8	19	8
 NL		7	-8	32	-10	49	14	10	3	2	1	39	-18	59	17
 AT		9	-1	38	0	42	2	6	-1	5	0	47	-1	48	1
 PL		12	0	45	-1	34	1	5	-2	4	2	57	-1	39	-1
 PT		13	2	56	5	26	2	3	-7	2	-2	69	7	29	-5
 RO		25		48		19		5		3		73		24	
 SI		24	0	48	-4	22	2	6	3	0	-1	72	-4	28	5
 SK		9	1	45	2	36	1	7	-3	3	-1	54	3	43	-2
 FI		4	-4	29	-6	60	16	7	-6	0	0	33	-10	67	10
 SE		13	-5	35	-7	44	13	7	-1	1	0	48	-12	51	12
 UK		9	-6	29	-11	48	14	12	3	2	0	38	-17	60	17

QF2.4 Je vais vous lire une liste de risques potentiels. Pour chacun d'entre eux, veuillez m'indiquer dans quelle mesure vous pensez pouvoir y être confronté(e) personnellement.

Que la crise économique ait une incidence négative sur votre vie

QF2.4 I will read out a list of potential risks. For each of them please tell me how likely you think they are to happen to you personally.































The economic crisis negatively affecting your life

QF2.4 Ich lese Ihnen nun eine Liste möglicher Gefahren vor. Sagen Sie mir bitte für jede, für wie wahrscheinlich Sie es halten, persönlich davon betroffen zu werden.

Negative Auswirkungen der Wirtschaftskrise auf Ihr Leben

QF2.4 Le leggerò una lista di rischi potenziali. Per ognuno mi dica per favore con quale probabilità pensa potrebbero accadere a lei.

Che la crisi economica incida negativamente sulla sua vita

		Très probable	Plutôt probable	Plutôt pas probable	Pas du tout probable	NSP	Total 'Probable'	Total 'Pas probable'
		Very likely	Fairly likely	Not very likely	Not at all likely	DK	Total 'Likely'	Total 'Not likely'
		Sehr wahrscheinlich	Ziemlich wahrscheinlich	Nicht sehr wahrscheinlich	Überhaupt nicht wahrscheinlich	WN	Gesamt 'Wahrscheinlich'	Gesamt 'Nicht wahrscheinlich'
		Molto probabile	Abbastanza probabile	Poco probabile	Per niente probabile	NS	Totale 'probabile'	Totale 'Improbabile'
%		EB 73.5	EB 73.5	EB 73.5	EB 73.5	EB 73.5	EB 73.5	EB 73.5
	EU 27	20	46	26	5	3	66	31
	BE	15	49	29	6	1	64	35
	BG	44	42	8	1	5	86	9
	CZ	26	52	19	2	1	78	21
	DK	10	40	41	8	1	50	49
	D-W	13	36	38	10	3	49	48
	DE	15	36	36	10	3	51	46
	D-E	21	38	32	8	1	59	40
	EE	23	48	24	4	1	71	28
	IE	16	40	29	9	6	56	38
	EL	53	40	6	1	0	93	7
	ES	22	50	24	2	2	72	26
	FR	25	52	18	3	2	77	21
	IT	20	53	18	4	5	73	22
	CY	48	42	9	1	0	90	10
	LV	43	43	13	1	0	86	14
	LT	43	44	10	2	1	87	12
	LU	8	48	32	10	2	56	42
	HU	42	42	12	3	1	84	15
	MT	20	52	16	5	7	72	21
	NL	11	32	47	9	1	43	56
	AT	11	37	40	7	5	48	47
	PL	14	48	27	5	6	62	32
	PT	23	59	15	1	2	82	16
	RO	39	45	11	3	2	84	14
	SI	19	44	30	6	1	63	36
	SK	13	55	27	2	3	68	29
	FI	4	30	59	7	0	34	66
	SE	9	29	50	12	0	38	62
	UK	14	46	32	5	3	60	37

QF2.5 Je vais vous lire une liste de risques potentiels. Pour chacun d'entre eux, veuillez m'indiquer dans quelle mesure vous pensez pouvoir y être confronté(e) personnellement.

Etre blessé(e) dans un accident de voiture

QF2.5 I will read out a list of potential risks. For each of them please tell me how likely you think they are to happen to you personally.































Being injured in a car accident

QF2.5 Ich lese Ihnen nun eine Liste möglicher Gefahren vor. Sagen Sie mir bitte für jede, für wie wahrscheinlich Sie es halten, persönlich davon betroffen zu werden.

In einem Autounfall verletzt werden

QF2.5 Le leggerò una lista di rischi potenziali. Per ognuno mi dica per favore con quale probabilità pensa potrebbero accadere a lei.

Essere ferito in un incidente d'auto

	%	Très probable		Plutôt probable		Plutôt pas probable		Pas du tout probable		NSP		Total 'Probable'		Total 'Pas probable'	
		Very likely		Fairly likely		Not very likely		Not at all likely		DK		Total 'Likely'		Total 'Not likely'	
		Sehr wahrscheinlich		Ziemlich wahrscheinlich		Nicht sehr wahrscheinlich		Überhaupt nicht wahrscheinlich		WN		Gesamt 'Wahrscheinlich'		Gesamt 'Nicht wahrscheinlich'	
		Molto probabile		Abbastanza probabile		Poco probabile		Per niente probabile		NS		Totale 'probabile'		Totale 'Improbabile'	
		EB 73.5	Diff. EB 64.1	EB 73.5	Diff. EB 64.1	EB 73.5	Diff. EB 64.1	EB 73.5	Diff. EB 64.1	EB 73.5	Diff. EB 64.1	EB 73.5	Diff. EB 64.1	EB 73.5	Diff. EB 64.1
 EU 27		9	0	35	-7	38	4	9	1	9	2	44	-7	47	5
 BE		7	-6	47	-4	32	1	8	3	6	6	54	-10	40	4
 BG		19		35		21		3		22		54		24	
 CZ		13	-7	41	-4	36	10	5	-1	5	2	54	-11	41	9
 DK		8	2	41	-1	44	3	5	-3	2	-1	49	1	49	0
 D-W		5	-1	24	-11	50	5	12	3	9	4	29	-12	62	8
 DE		5	-1	24	-11	51	6	12	3	8	3	29	-12	63	9
 D-E		7	1	27	-8	52	8	11	2	3	-3	34	-7	63	10
 EE		12	2	41	-3	35	-1	7	2	5	0	53	-1	42	1
 IE		6	-1	25	-4	37	7	9	-1	23	-1	31	-5	46	6
 EL		14	-4	41	-3	33	6	6	0	6	1	55	-7	39	6
 ES		9	1	37	1	40	8	9	-2	5	-8	46	2	49	6
 FR		17	4	54	-4	21	2	4	-1	4	-1	71	0	25	1
 IT		11	-1	38	-7	24	-1	8	0	19	9	49	-8	32	-1
 CY		34	13	44	-4	16	-1	4	-2	2	-6	78	9	20	-3
 LV		16	-2	40	-6	35	10	5	-2	4	0	56	-8	40	8
 LT		26	-3	45	-3	20	6	5	0	4	0	71	-6	25	6
 LU		5	-7	51	-6	27	7	6	1	11	5	56	-13	33	8
 HU		3	-2	21	-7	50	5	19	2	7	2	24	-9	69	7
 MT		20	-3	57	-7	12	6	1	-2	10	6	77	-10	13	4
 NL		3	-1	24	-11	59	7	9	3	5	2	27	-12	68	10
 AT		5	0	21	-2	49	5	9	0	16	-3	26	-2	58	5
 PL		12	1	40	-5	32	2	6	-2	10	4	52	-4	38	0
 PT		9	0	57	5	27	6	2	-7	5	-4	66	5	29	-1
 RO		10		34		29		14		13		44		43	
 SI		12	-1	49	-3	28	3	7	1	4	0	61	-4	35	4
 SK		7	-1	45	2	34	2	6	-1	8	-2	52	1	40	1
 FI		3	1	24	-3	67	4	4	-3	2	1	27	-2	71	1
 SE		6	-2	24	-14	60	14	8	4	2	-2	30	-16	68	18
 UK		5	-3	24	-15	53	12	12	4	6	2	29	-18	65	16

QF2.6 Je vais vous lire une liste de risques potentiels. Pour chacun d'entre eux, veuillez m'indiquer dans quelle mesure vous pensez pouvoir y être confronté(e) personnellement.































Etre atteint(e) d'une maladie grave

QF2.6 I will read out a list of potential risks. For each of them please tell me how likely you think they are to happen to you personally. Getting a serious illness

QF2.6 Ich lese Ihnen nun eine Liste möglicher Gefahren vor. Sagen Sie mir bitte für jede, für wie wahrscheinlich Sie es halten, persönlich davon betroffen zu werden.

Eine ernsthafte Krankheit bekommen

QF2.6 Le leggerò una lista di rischi potenziali. Per ognuno mi dica per favore con quale probabilità pensa potrebbero accadere a lei. Prendere una malattia grave































	%	Très probable		Plutôt probable		Plutôt pas probable		Pas du tout probable		NSP		Total 'Probable'		Total 'Pas probable'	
		Very likely		Fairly likely		Not very likely		Not at all likely		DK		Total 'Likely'		Total 'Not likely'	
		Sehr wahrscheinlich		Ziemlich wahrscheinlich		Nicht sehr wahrscheinlich		Überhaupt nicht wahrscheinlich		WN		Gesamt 'Wahrscheinlich'		Gesamt 'Nicht wahrscheinlich'	
		Molto probabile		Abbastanza probabile		Poco probabile		Per niente probabile		NS		Totale 'probabile'		Totale 'Improbabile'	
		EB 73.5	Diff. EB 64.1	EB 73.5	Diff. EB 64.1	EB 73.5	Diff. EB 64.1	EB 73.5	Diff. EB 64.1	EB 73.5	Diff. EB 64.1	EB 73.5	Diff. EB 64.1	EB 73.5	Diff. EB 64.1
 EU 27		12	2	38	-1	34	0	6	-1	10	0	50	1	40	-1
 BE		10	0	40	-10	34	2	8	1	8	7	50	-10	42	3
 BG		19		39		15		3		24		58		18	
 CZ		14	-2	45	7	30	-3	3	-1	8	-1	59	5	33	-4
 DK		11	1	47	-2	38	5	2	-3	2	-1	58	-1	40	2
 D-W		9	2	27	-6	45	1	8	-1	11	4	36	-4	53	0
 DE		9	1	29	-3	44	-1	8	0	10	3	38	-2	52	-1
 D-E		10	-1	34	5	44	-2	6	1	6	-3	44	4	50	-1
 EE		17	3	42	0	34	-1	4	0	3	-2	59	3	38	-1
 IE		4	-3	27	-1	31	4	8	-2	30	2	31	-4	39	2
 EL		23	5	48	5	22	-2	3	-4	4	-4	71	10	25	-6
 ES		8	2	38	10	39	4	8	-2	7	-14	46	12	47	2
 FR		20	8	50	-3	21	-2	4	-1	5	-2	70	5	25	-3
 IT		10	1	40	0	21	-4	7	-2	22	5	50	1	28	-6
 CY		29	14	45	7	14	-6	3	-10	9	-5	74	21	17	-16
 LV		21	3	42	-2	30	3	4	-3	3	-1	63	1	34	0
 LT		29	1	45	3	18	-1	4	-1	4	-2	74	4	22	-2
 LU		8	2	45	-8	29	1	6	0	12	5	53	-6	35	1
 HU		9	-1	26	-7	43	6	12	-2	10	4	35	-8	55	4
 MT		19	3	57	-7	10	1	1	-2	13	5	76	-4	11	-1
 NL		5	-1	24	-13	54	10	8	2	9	2	29	-14	62	12
 AT		6	3	21	1	45	-2	9	2	19	-4	27	4	54	0
 PL		14	-1	45	-3	28	3	4	-1	9	2	59	-4	32	2
 PT		13	4	58	12	21	-3	2	-9	6	-4	71	16	23	-12
 RO		13		35		28		9		15		48		37	
 SI		13	4	49	1	29	-2	4	-2	5	-1	62	5	33	-4
 SK		12	1	48	0	28	2	3	-2	9	-1	60	1	31	0
 FI		5	-2	33	-5	57	8	3	-2	2	1	38	-7	60	6
 SE		8	-4	35	-4	49	10	4	-1	4	-1	43	-8	53	9
 UK		8	-3	30	-7	48	9	8	3	6	-2	38	-10	56	12

QF3 Pouvez-vous me dire, avec vos propres mots, quelles sont toutes les choses qui vous viennent à l'esprit lorsque vous pensez aux problèmes ou aux risques possibles associés aux aliments et à l'alimentation en général ? (QUESTION OUVERTE - PLUSIEURS REPONSES POSSIBLES)

QF3 Could you tell me in your own words, what are all the things that come to your mind when thinking about possible problems or risks associated with food and eating? (OPEN QUESTION - MULTIPLE ANSWERS POSSIBLE)

QF3 Bitte sagen Sie mir in Ihren eigenen Worten, was Ihnen alles einfällt, wenn Sie an mögliche Probleme oder Risiken im Zusammenhang mit Lebensmitteln und Essen denken. (OFFENE FRAGE - MEHRFACHNENNUNGEN MÖGLICH)

QF3 Può dirmi con parole sue, quali sono tutte le cose che le vengono in mente quando pensa a possibili problemi o rischi associati al cibo? (DOMANDA APERTA - CONSENTITE PIU' RISPOSTE)































		Intoxication alimentaire, bactéries (par ex.: salmonelle, listeria)	De nouveaux virus et maladies (grippe aviaire, grippe porcine)	Encéphalopathie spongiforme bovine (ESB - maladie de la vache folle)	Produits chimiques, pesticides, substances toxiques
		Food poisoning, Bacteria (e.g. salmonella, listeria)	New viruses and diseases (bird flu, swine flue)	Bovine spongiform encephalopathy (BSE - mad-cow disease)	Chemical products, pesticides, toxic substances
		Lebensmittelvergiftung, Bakterien (z.B. Salmonellen, Listerien)	Neue Viren und Krankheiten (Vogelgrippe, Schweinegrippe)	Bovine spongiforme Enzephalopathie (BSE - Rinderwahn)	Chemische Produkte, Pestizide, toxische Stoffe
		Avvelenamento da cibo, batteri (per es. salmonella, listeria)	Nuovi virus e malattie (influenza aviaria, influenza suina)	Encefalopatia spongiforme bovina (BSE - morbo della mucca pazza)	Prodotti chimici, pesticidi, sostanze tossiche
1/6	%	EB73.5	EB73.5	EB73.5	EB73.5
	EU 27	12	3	2	19
	BE	18	3	2	16
	BG	22	4	1	11
	CZ	18	6	2	6
	DK	21	0	1	19
	D-W	3	3	3	30
	DE	4	2	2	30
	D-E	8	2	2	28
	EE	6	1	0	12
	IE	24	0	1	12
	EL	19	3	2	25
	ES	11	1	0	8
	FR	18	2	2	15
	IT	15	8	6	30
	CY	43	1	0	16
	LV	16	1	0	12
	LT	14	15	0	11
	LU	9	2	0	17
	HU	12	4	1	37
	MT	16	1	1	6
	NL	18	3	2	27
	AT	18	7	6	24
	PL	8	1	1	25
	PT	5	3	1	14
	RO	13	3	0	2
	SI	14	1	1	13
	SK	17	2	1	11
	FI	9	1	1	8
	SE	10	1	0	22
	UK	12	0	1	6

QF3 Pouvez-vous me dire, avec vos propres mots, quelles sont toutes les choses qui vous viennent à l'esprit lorsque vous pensez aux problèmes ou aux risques possibles associés aux aliments et à l'alimentation en général ? (QUESTION OUVERTE – PLUSIEURS REPONSES POSSIBLES)

QF3 Could you tell me in your own words, what are all the things that come to your mind when thinking about possible problems or risks associated with food and eating? (OPEN QUESTION – MULTIPLE ANSWERS POSSIBLE)

QF3 Bitte sagen Sie mir in Ihren eigenen Worten, was Ihnen alles einfällt, wenn Sie an mögliche Probleme oder Risiken im Zusammenhang mit Lebensmitteln und Essen denken. (OFFENE FRAGE - MEHRFACHNENNUNGEN MÖGLICH)

QF3 Può dirmi con parole sue, quali sono tutte le cose che le vengono in mente quando pensa a possibili problemi o rischi associati al cibo? (DOMANDA APERTA - CONSENTITE PIU' RISPOSTE)

		OGM - organismes génétiquement modifiés	Nous ne savons pas ce que nous mangeons/ traçabilité des produits, origine des produits	Les additifs alimentaires, colorants, conservateurs	L'alimentation n'est pas naturelle/ est industrielle/ artificielle
		GMOs - genetically modified organisms	We do not know what we are eating/ traceability of the products, origin of products	Food additives, colouring, preservatives	Food is not natural/ industrial/ artificial
		GVO - gentechnisch veränderte Organismen	Wir wissen nicht, was wir essen/ Rückverfolgbarkeit der Erzeugnisse, Ursprung der Erzeugnisse	Lebensmittelzusätze/ Farbstoffe/ Konservierungsmittel	Lebensmittel sind nicht natürlich/ industriell/ künstlich
		OGM - organismi geneticamente modificati	Non sappiamo cosa mangiamo/ tracciabilità dei prodotti, origine dei prodotti	Additivi alimentari, coloranti, conservanti	Il cibo non è naturale/ industriale/ artificiale
2/6	%	EB73.5	EB73.5	EB73.5	EB73.5
	EU 27	8	7	9	6
	BE	5	9	7	9
	BG	12	4	12	8
	CZ	1	3	11	1
	DK	2	5	14	1
	D-W	21	8	7	5
	DE	19	8	9	5
	D-E	14	9	13	6
	EE	3	7	19	3
	IE	2	7	11	4
	EL	12	3	10	3
	ES	3	3	5	5
	FR	6	5	4	4
	IT	8	20	8	13
	CY	4	1	3	0
	LV	17	4	18	9
	LT	6	4	21	14
	LU	21	7	3	5
	HU	8	17	25	3
	MT	2	2	1	1
	NL	9	7	12	6
	AT	19	9	15	2
	PL	9	3	22	7
	PT	1	1	2	6
	RO	1	1	8	5
	SI	4	8	6	7
	SK	2	2	8	1
	FI	8	12	19	6
	SE	4	11	16	9
	UK	3	3	3	2































14

QF3 Pouvez-vous me dire, avec vos propres mots, quelles sont toutes les choses qui vous viennent à l'esprit lorsque vous pensez aux problèmes ou aux risques possibles associés aux aliments et à l'alimentation en général ? (QUESTION OUVERTE - PLUSIEURS REPONSES POSSIBLES)

QF3 Could you tell me in your own words, what are all the things that come to your mind when thinking about possible problems or risks associated with food and eating? (OPEN QUESTION - MULTIPLE ANSWERS POSSIBLE)

QF3 Bitte sagen Sie mir in Ihren eigenen Worten, was Ihnen alles einfällt, wenn Sie an mögliche Probleme oder Risiken im Zusammenhang mit Lebensmitteln und Essen denken. (OFFENE FRAGE - MEHRFACHNENNUNGEN MÖGLICH)

QF3 Può dirmi con parole sue, quali sono tutte le cose che le vengono in mente quando pensa a possibili problemi o rischi associati al cibo? (DOMANDA APERTA - CONSENTITE PIU' RISPOSTE)































		Le manque de fraîcheur/ dates de péremption	Le manque de contrôles sanitaires/ l'hygiène	La mauvaise qualité de l'alimentation	Les allergies/ les allergies à certains aliments	L'obésité, la surcharge pondérale
		Lack of freshness, expiry dates	Lack of sanitary controls/ hygiene	Poor food quality	Allergies/ Allergic to certain food	Obesity, overweight
		Mangelnde Frische/ Verfallsdatum	Mangelnde Hygiene/ Hygienekontrollen	Schlechte Lebensmittelqualität	Allergien/ allergisch auf bestimmte Lebensmittel	Fettleibigkeit, Übergewicht
		Mancanza di freschezza, date di scadenza	Mancanza di controlli sanitari/ igiene	Qualità scadente del cibo	Allergie/ allergie a certi cibi	Obesità, sovrappeso
3/6	%	EB73.5	EB73.5	EB73.5	EB73.5	EB73.5
	EU 27	9	5	5	4	9
	BE	13	10	8	3	6
	BG	3	4	13	10	7
	CZ	7	4	7	5	26
	DK	9	4	3	5	26
	D-W	10	5	7	3	2
	DE	10	5	7	3	3
	D-E	12	3	5	3	5
	EE	9	1	6	3	4
	IE	12	9	5	2	14
	EL	5	5	11	4	8
	ES	10	5	1	1	14
	FR	6	2	4	5	12
	IT	13	10	4	9	11
	CY	2	2	4	4	12
	LV	17	0	13	1	1
	LT	6	2	6	2	4
	LU	7	2	5	4	10
	HU	20	8	9	1	2
	MT	4	3	1	2	17
	NL	8	2	4	3	15
	AT	6	3	8	5	11
	PL	13	2	4	1	3
	PT	4	4	3	1	8
	RO	4	1	4	3	6
	SI	1	1	17	2	12
	SK	12	1	6	3	15
	FI	5	5	3	2	13
	SE	4	3	7	3	20
	UK	5	7	3	0	8

QF3 Pouvez-vous me dire, avec vos propres mots, quelles sont toutes les choses qui vous viennent à l'esprit lorsque vous pensez aux problèmes ou aux risques possibles associés aux aliments et à l'alimentation en général ? (QUESTION OUVERTE – PLUSIEURS REPONSES POSSIBLES)

QF3 Could you tell me in your own words, what are all the things that come to your mind when thinking about possible problems or risks associated with food and eating? (OPEN QUESTION – MULTIPLE ANSWERS POSSIBLE)

QF3 Bitte sagen Sie mir in Ihren eigenen Worten, was Ihnen alles einfällt, wenn Sie an mögliche Probleme oder Risiken im Zusammenhang mit Lebensmitteln und Essen denken. (OFFENE FRAGE - MEHRFACHNENNUNGEN MÖGLICH)

QF3 Può dirmi con parole sue, quali sono tutte le cose che le vengono in mente quando pensa a possibili problemi o rischi associati al cibo? (DOMANDA APERTA - CONSENTITE PIU' RISPOSTE)































		Une alimentation trop riche en matières grasses, sucres ou calories/ Une alimentation déséquilibrée	Les maladies liées à l'alimentation (trop de cholestérol, problèmes cardiovasculaires,...)	L'anorexie/ la boulimie	Les problèmes et les troubles digestifs (indigestions, ulcères, etc.)
		Diet too high in fat, sugar or calories/ Unbalanced diet	Diet-related diseases (high cholesterol, cardiovascular problems, Diabetes,...)	Anorexia/ Bulimia	Digestive problems and discomforts (indigestions, ulcers, etc.)
		Zu fett-, zucker- oder kalorienhaltige Ernährung/ unausgewogene Ernährung	Ernährungsbedingte Erkrankungen (hoher Cholesterinspiegel, Herz-Kreislauf-Probleme, Diabetes)	Anorexie/ Bulimie	Verdauungsprobleme und -beschwerden (Verdauungsstörungen, Geschwüre etc.)
		Dieta troppo ricca di grassi, zuccheri o calorie/ alimentazione squilibrata	Malattie connesse all'alimentazione (colesterolo alto, problemi cardiovascolari, diabete...)	Anoressia/ bulimia	Problemi e disturbi della digestione (indigestioni, ulcere, ecc)
4/6	%	EB73.5	EB73.5	EB73.5	EB73.5
	EU 27	7	10	1	3
	BE	10	10	0	3
	BG	1	5	0	2
	CZ	6	22	0	23
	DK	15	18	1	2
	D-W	6	2	0	0
	DE	7	2	0	0
	D-E	7	2	0	0
	EE	9	3	1	2
	IE	10	10	0	0
	EL	3	13	0	4
	ES	11	22	2	4
	FR	7	10	1	3
	IT	3	14	2	3
	CY	8	19	1	2
	LV	3	3	0	1
	LT	2	5	0	6
	LU	12	9	0	5
	HU	3	7	0	1
	MT	11	50	0	3
	NL	21	11	1	2
	AT	21	9	0	3
	PL	4	2	0	1
	PT	11	25	0	1
	RO	1	14	0	8
	SI	5	13	1	6
	SK	7	14	0	9
	FI	9	6	1	0
	SE	23	12	1	0
	UK	7	5	1	1

QF3 Pouvez-vous me dire, avec vos propres mots, quelles sont toutes les choses qui vous viennent à l'esprit lorsque vous pensez aux problèmes ou aux risques possibles associés aux aliments et à l'alimentation en général ? (QUESTION OUVERTE – PLUSIEURS REPONSES POSSIBLES)

QF3 Could you tell me in your own words, what are all the things that come to your mind when thinking about possible problems or risks associated with food and eating? (OPEN QUESTION – MULTIPLE ANSWERS POSSIBLE)

QF3 Bitte sagen Sie mir in Ihren eigenen Worten, was Ihnen alles einfällt, wenn Sie an mögliche Probleme oder Risiken im Zusammenhang mit Lebensmitteln und Essen denken. (OFFENE FRAGE - MEHRFACHNENNUNGEN MÖGLICH)

QF3 Può dirmi con parole sue, quali sono tutte le cose che le vengono in mente quando pensa a possibili problemi o rischi associati al cibo? (DOMANDA APERTA - CONSENTITE PIU' RISPOSTE)































		Le cancer	Les préoccupations environnementales	Les prix (les prix sont trop élevés/ la nourriture est trop chère)	Les problèmes de pauvreté/ le manque de nourriture/ la faim dans le monde
		Cancer	Environmental concerns	Prices (prices too high/ food too expensive)	Problem of poverty/ lack of food/ hunger in the world
		Krebs	Ökologische Belange	Preise (Preise zu hoch/ Lebensmittel zu teuer)	Problem der Armut/ Lebensmittelknappheit/ Hunger in der Welt
		Cancro	Preoccupazioni ambientali	Prezzi (prezzi troppo alti/ cibo troppo costoso)	Problemi di povertà/ mancanza di cibo/ fame nel mondo
5/6	%	EB73.5	EB73.5	EB73.5	EB73.5
	EU 27	5	3	3	2
	BE	8	6	5	1
	BG	1	1	1	1
	CZ	6	0	2	0
	DK	7	3	0	0
	D-W	2	4	4	2
	DE	1	3	4	2
	D-E	1	2	4	1
	EE	1	1	3	1
	IE	2	1	2	2
	EL	14	3	1	1
	ES	3	0	0	2
	FR	15	6	3	3
	IT	6	4	0	1
	CY	14	0	1	0
	LV	0	1	4	0
	LT	3	1	3	2
	LU	6	4	6	1
	HU	1	5	5	2
	MT	9	1	1	0
	NL	5	7	3	4
	AT	1	2	5	1
	PL	2	3	4	1
	PT	7	1	1	3
	RO	3	0	2	1
	SI	4	4	4	4
	SK	2	2	3	3
	FI	1	4	5	7
	SE	3	7	3	1
	UK	1	1	3	1

QF3 Pouvez-vous me dire, avec vos propres mots, quelles sont toutes les choses qui vous viennent à l'esprit lorsque vous pensez aux problèmes ou aux risques possibles associés aux aliments et à l'alimentation en général ? (QUESTION OUVERTE – PLUSIEURS REponses POSSIBLES)

QF3 Could you tell me in your own words, what are all the things that come to your mind when thinking about possible problems or risks associated with food and eating? (OPEN QUESTION – MULTIPLE ANSWERS POSSIBLE)

QF3 Bitte sagen Sie mir in Ihren eigenen Worten, was Ihnen alles einfällt, wenn Sie an mögliche Probleme oder Risiken im Zusammenhang mit Lebensmitteln und Essen denken. (OFFENE FRAGE - MEHRFACHNENNUNGEN MÖGLICH)

QF3 Può dirmi con parole sue, quali sono tutte le cose che le vengono in mente quando pensa a possibili problemi o rischi associati al cibo? (DOMANDA APERTA - CONSENTITE PIU' RISPOSTE)

		Les nouvelles technologies (p.ex. clonage des animaux, nanotechnologies, irradiation)	Pas de problème	Autre	NSP
		New technologies (e.g. animal cloning, nanotechnology, irradiation)	No problem	Other	DK
		Neue Technologien (z.B. Klonen von Tieren, Nanotechnologie, Strahlung)	Kein Problem	Sonstige	Weiß nicht
		Nuove tecnologie (per es. clonazione di animali, nanotecnologie, irradiazioni)	Nessun problema	Altro	Non so
6/6	%	EB73.5	EB73.5	EB73.5	EB73.5
	EU 27	1	9	15	8
	BE	3	10	15	3
	BG	0	1	25	13
	CZ	1	6	11	4
	DK	0	13	22	3
	D-W	2	12	17	5
	DE	2	12	17	5
	D-E	2	12	17	3
	EE	0	13	11	11
	IE	0	5	23	4
	EL	1	1	37	3
	ES	0	6	9	5
	FR	2	2	19	11
	IT	1	2	5	4
	CY	0	4	34	2
	LV	0	6	1	6
	LT	0	6	3	10
	LU	1	4	18	9
	HU	2	3	2	2
	MT	0	4	0	5
	NL	1	10	24	4
	AT	3	4	10	14
	PL	0	12	9	13
	PT	0	1	23	12
	RO	0	4	11	34
	SI	1	7	14	4
	SK	1	7	19	5
	FI	1	7	10	8
	SE	0	7	16	3
	UK	0	31	24	11































18

QF4.1 Veuillez me dire dans quelle mesure vous êtes inquiet(e) ou pas pour chacun des problèmes suivants.
L'ESB ou maladie de la vache folle

QF4.1 Please tell me to what extent you are worried or not about the following issues.
BSE or what is called mad cow disease

QF4.1 Sagen Sie mir bitte für jedes der folgenden Themen, inwieweit Sie darüber beunruhigt sind oder nicht beunruhigt sind.
BSE , auch bekannt als Rinderwahn

QF4.1 Per ciascuno dei seguenti problemi mi dica fino a che punto è preoccupato.
La BSE o malattia della mucca pazza

	%	Très inquiet(e)		Plutôt inquiet(e)		Plutôt pas inquiet(e)		Pas du tout inquiet(e)		NSP		Total 'Inquiet(e)'		Total 'Pas inquiet(e)'	
		Very worried		Fairly worried		Not very worried		Not at all worried		DK		Total 'Worried'		Total 'Not worried'	
		Sehr beunruhigt		Ziemlich beunruhigt		Nicht sehr beunruhigt		Gar nicht beunruhigt		WN		Gesamt 'Beunruhigt'		Gesamt 'Nicht beunruhigt'	
		Molto preoccupato		Abbastanza preoccupato		Poco preoccupato		Per niente preoccupato		NS		Totale 'Preoccupato'		Totale 'Non preoccupato'	
		EB 73.5	Diff. EB 64.1	EB 73.5	Diff. EB 64.1	EB 73.5	Diff. EB 64.1	EB 73.5	Diff. EB 64.1	EB 73.5	Diff. EB 64.1	EB 73.5	Diff. EB 64.1	EB 73.5	Diff. EB 64.1
 EU 27		17	-5	29	-3	35	5	17	2	2	1	46	-8	52	7
 BE		19	-1	27	-4	37	3	16	1	1	1	46	-5	53	4
 BG		13		39		28		17		3		52		45	
 CZ		23	-3	33	4	31	3	13	-3	0	-1	56	1	44	0
 DK		12	-1	22	-5	45	2	20	4	1	0	34	-6	65	6
 D-W		14	-10	24	-3	39	8	22	5	1	0	38	-13	61	13
 DE		15	-9	23	-4	39	8	22	5	1	0	38	-13	61	13
 D-E		18	-4	22	-5	36	5	23	4	1	0	40	-9	59	9
 EE		16	-1	23	-4	38	3	21	3	2	-1	39	-5	59	6
 IE		6	-5	16	-11	43	9	34	8	1	-1	22	-16	77	17
 EL		29	1	37	-1	26	2	8	-1	0	-1	66	0	34	1
 ES		19	-1	28	-6	37	5	15	3	1	-1	47	-7	52	8
 FR		13	-11	27	-7	37	9	22	9	1	0	40	-18	59	18
 IT		26	-3	43	2	24	3	5	-3	2	1	69	-1	29	0
 CY		11	-17	26	-2	34	11	28	7	1	1	37	-19	62	18
 LV		26	-6	27	-5	32	11	13	1	2	-1	53	-11	45	12
 LT		37	4	29	-5	17	0	14	2	3	-1	66	-1	31	2
 LU		13	-2	29	-3	39	7	17	-4	2	2	42	-5	56	3
 HU		24	-6	30	3	30	4	15	-1	1	0	54	-3	45	3
 MT		5	-19	20	-4	39	8	34	14	2	1	25	-23	73	22
 NL		10	1	22	-3	47	2	20	-1	1	1	32	-2	67	1
 AT		11	-6	24	-7	46	7	18	7	1	-1	35	-13	64	14
 PL		22	-11	39	2	28	9	8	0	3	0	61	-9	36	9
 PT		15	-1	44	9	32	0	8	-8	1	0	59	8	40	-8
 RO		13		30		29		21		7		43		50	
 SI		16	-5	30	-4	37	3	16	6	1	0	46	-9	53	9
 SK		16	5	36	3	36	2	10	-10	2	0	52	8	46	-8
 FI		5	-4	18	-3	52	2	25	5	0	0	23	-7	77	7
 SE		7	2	9	-3	48	3	35	-3	1	1	16	-1	83	0
 UK		13	-2	22	-2	44	5	20	-1	1	0	35	-4	64	4

QF4.2 Veuillez me dire dans quelle mesure vous êtes inquiet(e) ou pas pour chacun des problèmes suivants.

Des organismes génétiquement modifiés (OGM) dans les aliments ou les boissons

QF4.2 Please tell me to what extent you are worried or not about the following issues.































Genetically modified organisms found in food or drinks

QF4.2 Sagen Sie mir bitte für jedes der folgenden Themen, inwieweit Sie darüber beunruhigt sind oder nicht beunruhigt sind.

Gentechnisch veränderte Organismen in Lebensmitteln oder Getränken

QF4.2 Per ciascuno dei seguenti problemi mi dica fino a che punto è preoccupato.

Organismi geneticamente modificati nei cibi o nelle bevande

		Très inquiet(e)		Plutôt inquiet(e)		Plutôt pas inquiet(e)		Pas du tout inquiet(e)		NSP		Total 'Inquiet(e)'		Total 'Pas inquiet(e)'	
		Very worried		Fairly worried		Not very worried		Not at all worried		DK		Total 'Worried'		Total 'Not worried'	
		Sehr beunruhigt		Ziemlich beunruhigt		Nicht sehr beunruhigt		Gar nicht beunruhigt		WN		Gesamt 'Beunruhigt'		Gesamt 'Nicht beunruhigt'	
		Molto preoccupato		Abbastanza preoccupato		Poco preoccupato		Per niente preoccupato		NS		Totale 'Preoccupato'		Totale 'Non preoccupato'	
		EB	Diff.	EB	Diff.	EB	Diff.	EB	Diff.	EB	Diff.	EB	Diff.	EB	Diff.
		73.5	EB 64.1	73.5	EB 64.1	73.5	EB 64.1	73.5	EB 64.1	73.5	EB 64.1	73.5	EB 64.1	73.5	EB 64.1
%															
	EU 27	27	2	39	2	23	-2	8	-2	3	0	66	4	31	-4
	BE	22	4	38	4	28	-5	11	-3	1	0	60	8	39	-8
	BG	38		42		11		6		3		80		17	
	CZ	23	2	35	6	30	-1	8	-6	4	-1	58	8	38	-7
	DK	20	-2	39	7	32	2	7	-6	2	-1	59	5	39	-4
	D-W	35	5	38	4	18	-5	8	-4	1	0	73	9	26	-9
	DE	35	6	36	3	19	-6	9	-3	1	0	71	9	28	-9
	D-E	36	13	30	0	22	-8	11	-5	1	0	66	13	33	-13
	EE	23	6	33	-1	29	-1	11	0	4	-4	56	5	40	-1
	IE	12	-4	34	1	31	4	18	1	5	-2	46	-3	49	5
	EL	42	2	39	-2	14	1	4	0	1	-1	81	0	18	1
	ES	24	6	38	0	27	-2	8	-3	3	-1	62	6	35	-5
	FR	23	-4	41	3	22	0	11	2	3	-1	64	-1	33	2
	IT	32	-1	48	4	14	-2	3	-1	3	0	80	3	17	-3
	CY	34	-7	43	7	15	1	7	-1	1	0	77	0	22	0
	LV	44	8	30	-4	19	3	5	-4	2	-3	74	4	24	-1
	LT	53	24	28	-6	11	-6	6	-5	2	-7	81	18	17	-11
	LU	32	7	43	3	17	-4	6	-5	2	-1	75	10	23	-9
	HU	30	-3	40	10	18	-3	8	-4	4	0	70	7	26	-7
	MT	13	-7	35	2	22	-3	15	4	15	4	48	-5	37	1
	NL	20	7	30	1	34	-5	13	-4	3	1	50	8	47	-9
	AT	28	-5	39	3	26	1	6	2	1	-1	67	-2	32	3
	PL	30	0	43	1	18	2	5	0	4	-3	73	1	23	2
	PT	17	1	50	12	23	-4	4	-9	6	0	67	13	27	-13
	RO	22		41		21		9		7		63		30	
	SI	31	7	40	-4	18	-6	9	3	2	0	71	3	27	-3
	SK	16	4	45	4	29	-1	5	-8	5	1	61	8	34	-9
	FI	14	1	36	3	38	-2	11	-2	1	0	50	4	49	-4
	SE	17	6	31	-4	37	1	12	-4	3	1	48	2	49	-3
	UK	18	-2	30	-4	36	6	13	0	3	0	48	-6	49	6

QF4.3 Veuillez me dire dans quelle mesure vous êtes inquiet(e) ou pas pour chacun des problèmes suivants.

Avoir une réaction allergique aux aliments ou aux boissons

QF4.3 Please tell me to what extent you are worried or not about the following issues.































Having an allergic reaction to food or drinks

QF4.3 Sagen Sie mir bitte für jedes der folgenden Themen, inwieweit Sie darüber beunruhigt sind oder nicht beunruhigt sind.

Allergische Reaktionen auf Lebensmittel oder Getränke

QF4.3 Per ciascuno dei seguenti problemi mi dica fino a che punto è preoccupato.

Avere una reazione allergica a cibi o bevande































		Très inquiet(e)		Plutôt inquiet(e)		Plutôt pas inquiet(e)		Pas du tout inquiet(e)		NSP		Total 'Inquiet(e)'		Total 'Pas inquiet(e)'	
		Very worried		Fairly worried		Not very worried		Not at all worried		DK		Total 'Worried'		Total 'Not worried'	
		Sehr beunruhigt		Ziemlich beunruhigt		Nicht sehr beunruhigt		Gar nicht beunruhigt		WN		Gesamt 'Beunruhigt'		Gesamt 'Nicht beunruhigt'	
		Molto preoccupato		Abbastanza preoccupato		Poco preoccupato		Per niente preoccupato		NS		Totale 'Preoccupato'		Totale 'Non preoccupato'	
%		EB 73.5	Diff. EB 64.1	EB 73.5	Diff. EB 64.1	EB 73.5	Diff. EB 64.1	EB 73.5	Diff. EB 64.1	EB 73.5	Diff. EB 64.1	EB 73.5	Diff. EB 64.1	EB 73.5	Diff. EB 64.1
 EU 27		16	2	32	5	35	-1	16	-6	1	0	48	7	51	-7
 BE		12	2	32	5	39	-3	17	-4	0	0	44	7	56	-7
 BG		31		46		15		6		2		77		21	
 CZ		18	3	34	10	34	3	14	-15	0	-1	52	13	48	-12
 DK		15	3	34	9	37	-4	13	-8	1	0	49	12	50	-12
 D-W		16	1	28	0	37	3	18	-5	1	1	44	1	55	-2
 DE		16	1	28	1	36	3	19	-5	1	0	44	2	55	-2
 D-E		18	3	28	2	33	1	21	-5	0	-1	46	5	54	-4
 EE		20	8	28	2	33	1	19	-9	0	-2	48	10	52	-8
 IE		7	-1	25	5	40	3	27	-6	1	-1	32	4	67	-3
 EL		27	2	37	1	29	6	7	-7	0	-2	64	3	36	-1
 ES		16	5	29	1	39	-1	15	-4	1	-1	45	6	54	-5
 FR		13	3	33	6	36	1	17	-10	1	0	46	9	53	-9
 IT		25	4	42	4	25	-2	6	-7	2	1	67	8	31	-9
 CY		23	3	36	12	29	3	11	-18	1	0	59	15	40	-15
 LV		22	5	31	5	32	7	15	-16	0	-1	53	10	47	-9
 LT		23	9	21	-1	20	2	35	-6	1	-4	44	8	55	-4
 LU		13	0	33	7	39	6	15	-12	0	-1	46	7	54	-6
 HU		21	-1	37	11	27	-3	14	-7	1	0	58	10	41	-10
 MT		12	-6	37	11	31	0	19	-3	1	-2	49	5	50	-3
 NL		9	4	20	4	49	3	22	-11	0	0	29	8	71	-8
 AT		11	1	29	6	44	-4	15	-2	1	-1	40	7	59	-6
 PL		19	4	43	11	27	-4	9	-10	2	-1	62	15	36	-14
 PT		17	4	50	20	26	-10	6	-13	1	-1	67	24	32	-23
 RO		20		43		22		10		5		63		32	
 SI		16	7	33	2	37	-3	14	-5	0	-1	49	9	51	-8
 SK		13	5	37	8	38	0	11	-13	1	0	50	13	49	-13
 FI		7	1	23	0	51	4	19	-5	0	0	30	1	70	-1
 SE		6	1	12	0	46	2	36	-2	0	-1	18	1	82	0
 UK		9	-1	19	-1	48	4	23	-3	1	1	28	-2	71	1

QF4.4 Veuillez me dire dans quelle mesure vous êtes inquiet(e) ou pas pour chacun des problèmes suivants.
Des additifs tels que les colorants, les conservateurs ou les arômes utilisés dans les aliments ou les boissons

QF4.4 Please tell me to what extent you are worried or not about the following issues.
Additives like colours, preservatives or flavourings used in food or drinks

QF4.4 Sagen Sie mir bitte für jedes der folgenden Themen, inwieweit Sie darüber beunruhigt sind oder nicht beunruhigt sind.
Zusätze wie Farbstoffe, Konservierungsmittel oder Geschmacksstoffe in Lebensmitteln und Getränken

QF4.4 Per ciascuno dei seguenti problemi mi dica fino a che punto è preoccupato.
Additivi come coloranti, conservanti o aromi utilizzati nei cibi o nelle bevande





























		Très inquiet(e)		Plutôt inquiet(e)		Plutôt pas inquiet(e)		Pas du tout inquiet(e)		NSP		Total 'Inquiet(e)'		Total 'Pas inquiet(e)'	
		Very worried		Fairly worried		Not very worried		Not at all worried		DK		Total 'Worried'		Total 'Not worried'	
		Sehr beunruhigt		Ziemlich beunruhigt		Nicht sehr beunruhigt		Gar nicht beunruhigt		WN		Gesamt 'Beunruhigt'		Gesamt 'Nicht beunruhigt'	
		Molto preoccupato		Abbastanza preoccupato		Poco preoccupato		Per niente preoccupato		NS		Totale 'Preoccupato'		Totale 'Non preoccupato'	
		EB	Diff. EB	EB	Diff. EB	EB	Diff. EB	EB	Diff. EB	EB	Diff. EB	EB	Diff. EB	EB	Diff. EB
		73.5	64.1	73.5	64.1	73.5	64.1	73.5	64.1	73.5	64.1	73.5	64.1	73.5	64.1
%															
	EU 27	25	3	41	2	25	-2	8	-3	1	0	66	5	33	-5
	BE	22	6	42	1	27	-7	9	0	0	0	64	7	36	-7
	BG	37		44		15		3		1		81		18	
	CZ	25	3	43	5	26	-2	6	-5	0	-1	68	8	32	-7
	DK	25	3	42	1	26	-1	6	-3	1	0	67	4	32	-4
	D-W	25	6	42	7	24	-7	9	-5	0	-1	67	13	33	-12
	DE	26	7	40	5	25	-6	9	-5	0	-1	66	12	34	-11
	D-E	30	11	33	-1	28	-4	9	-6	0	0	63	10	37	-10
	EE	33	5	38	1	22	-3	7	-1	0	-2	71	6	29	-4
	IE	16	-2	37	0	32	3	14	0	1	-1	53	-2	46	3
	EL	43	3	42	1	14	1	1	-3	0	-2	85	4	15	-2
	ES	20	8	34	0	34	-3	11	-3	1	-2	54	8	45	-6
	FR	21	6	45	6	24	-7	10	-4	0	-1	66	12	34	-11
	IT	33	5	48	0	15	-4	3	-1	1	0	81	5	18	-5
	CY	46	3	36	1	13	0	5	-3	0	-1	82	4	18	-3
	LV	44	9	33	-4	19	1	4	-5	0	-1	77	5	23	-4
	LT	59	19	28	-11	8	-3	4	-3	1	-2	87	8	12	-6
	LU	21	-1	51	8	21	-2	6	-6	1	1	72	7	27	-8
	HU	38	-3	43	8	13	-2	6	-2	0	-1	81	5	19	-4
	MT	16	-8	42	7	25	2	14	0	3	-1	58	-1	39	2
	NL	19	9	37	7	34	-9	10	-7	0	0	56	16	44	-16
	AT	19	2	42	2	31	-3	8	2	0	-3	61	4	39	-1
	PL	33	-1	46	3	15	0	5	0	1	-2	79	2	20	0
	PT	18	0	56	13	22	-4	3	-8	1	-1	74	13	25	-12
	RO	28		46		17		6		3		74		23	
	SI	31	7	37	-10	24	1	7	2	1	0	68	-3	31	3
	SK	17	5	48	7	29	-3	5	-8	1	-1	65	12	34	-11
	FI	14	-1	46	5	34	-1	6	-3	0	0	60	4	40	-4
	SE	17	9	37	5	38	-7	8	-7	0	0	54	14	46	-14
	UK	17	-8	34	-3	35	9	13	1	1	1	51	-11	48	10

QF4.5 Veuillez me dire dans quelle mesure vous êtes inquiet(e) ou pas pour chacun des problèmes suivants.
Des intoxications alimentaires provoquées par des bactéries comme la salmonelle dans les œufs ou la listéria dans le fromage

QF4.5 Please tell me to what extent you are worried or not about the following issues.
Food poisoning from bacteria like salmonella in eggs or listeria in cheese

QF4.5 Sagen Sie mir bitte für jedes der folgenden Themen, inwieweit Sie darüber beunruhigt sind oder nicht beunruhigt sind.
Lebensmittelvergiftung durch Bakterien wie Salmonellen in Eiern oder Listerien in Käse

QF4.5 Per ciascuno dei seguenti problemi mi dica fino a che punto è preoccupato.
Contaminazione da batteri come la salmonella nelle uova o la listeria nel formaggio































		Très inquiet(e)		Plutôt inquiet(e)		Plutôt pas inquiet(e)		Pas du tout inquiet(e)		NSP		Total 'Inquiet(e)'		Total 'Pas inquiet(e)'			
		Very worried		Fairly worried		Not very worried		Not at all worried		DK		Total 'Worried'		Total 'Not worried'			
		Sehr beunruhigt		Ziemlich beunruhigt		Nicht sehr beunruhigt		Gar nicht beunruhigt		WN		Gesamt 'Beunruhigt'		Gesamt 'Nicht beunruhigt'			
		Molto preoccupato		Abbastanza preoccupato		Poco preoccupato		Per niente preoccupato		NS		Totale 'Preoccupato'		Totale 'Non preoccupato'			
		EB	Diff. EB	EB	Diff. EB	EB	Diff. EB	EB	Diff. EB	EB	Diff. EB	EB	Diff. EB	EB	Diff. EB	EB	Diff. EB
		73.5	64.1	73.5	64.1	73.5	64.1	73.5	64.1	73.5	64.1	73.5	64.1	73.5	64.1	73.5	64.1
%																	
	EU 27	23	-3	39	0	29	3	8	0	1	0	62	-3	37	3		
	BE	22	3	41	2	28	-3	8	-3	1	1	63	5	36	-6		
	BG	39		45		11		4		1		84		15			
	CZ	35	-6	42	8	20	2	3	-4	0	0	77	2	23	-2		
	DK	21	0	31	-4	39	6	8	-3	1	1	52	-4	47	3		
	D-W	19	-7	31	-6	38	10	11	3	1	0	50	-13	49	13		
	DE	21	-5	30	-7	37	10	11	2	1	0	51	-12	48	12		
	D-E	26	-3	28	-9	34	10	12	3	0	-1	54	-12	46	13		
	EE	21	-2	33	-5	36	8	10	1	0	-2	54	-7	46	9		
	IE	21	-6	38	0	29	6	11	1	1	-1	59	-6	40	7		
	EL	32	-11	45	7	20	6	3	-1	0	-1	77	-4	23	5		
	ES	23	3	39	-2	30	3	7	-3	1	-1	62	1	37	0		
	FR	22	-1	43	2	27	0	7	-1	1	0	65	1	34	-1		
	IT	30	0	49	6	17	-5	3	-1	1	0	79	6	20	-6		
	CY	49	0	36	3	11	1	4	-3	0	-1	85	3	15	-2		
	LV	33	-1	38	3	22	3	6	-4	1	-1	71	2	28	-1		
	LT	52	16	32	-7	10	-2	5	-5	1	-2	84	9	15	-7		
	LU	21	-11	42	-1	28	8	8	3	1	1	63	-12	36	11		
	HU	28	-9	45	11	22	4	5	-5	0	-1	73	2	27	-1		
	MT	26	-15	46	8	20	8	8	1	0	-2	72	-7	28	9		
	NL	11	3	31	4	47	-2	11	-5	0	0	42	7	58	-7		
	AT	18	-1	39	2	34	-2	9	3	0	-2	57	1	43	1		
	PL	23	-9	46	1	24	7	4	0	3	1	69	-8	28	7		
	PT	21	-4	54	9	21	1	3	-5	1	-1	75	5	24	-4		
	RO	29		43		18		7		3		72		25			
	SI	23	1	40	-5	28	2	9	3	0	-1	63	-4	37	5		
	SK	20	-3	52	3	22	2	5	-1	1	-1	72	0	27	1		
	FI	7	-1	31	2	53	2	9	-3	0	0	38	1	62	-1		
	SE	6	-6	17	-11	58	10	19	7	0	0	23	-17	77	17		
	UK	17	-7	32	-7	39	12	12	3	0	-1	49	-14	51	15		

QF4.6 Veuillez me dire dans quelle mesure vous êtes inquiet(e) ou pas pour chacun des problèmes suivants.
Les résidus de pesticides dans les fruits, les légumes ou les céréales

QF4.6 Please tell me to what extent you are worried or not about the following issues.
Pesticide residues in fruit, vegetables or cereals

QF4.6 Sagen Sie mir bitte für jedes der folgenden Themen, inwieweit Sie darüber beunruhigt sind oder nicht beunruhigt sind.
Pestizidrückstände in Obst, Gemüse oder Getreideprodukten

QF4.6 Per ciascuno dei seguenti problemi mi dica fino a che punto è preoccupato.
Pesticidi residui in frutta, verdura o cereali































		Très inquiet(e)		Plutôt inquiet(e)		Plutôt pas inquiet(e)		Pas du tout inquiet(e)		NSP		Total 'Inquiet(e)'		Total 'Pas inquiet(e)'	
		Very worried		Fairly worried		Not very worried		Not at all worried		DK		Total 'Worried'		Total 'Not worried'	
		Sehr beunruhigt		Ziemlich beunruhigt		Nicht sehr beunruhigt		Gar nicht beunruhigt		WN		Gesamt 'Beunruhigt'		Gesamt 'Nicht beunruhigt'	
		Molto preoccupato		Abbastanza preoccupato		Poco preoccupato		Per niente preoccupato		NS		Totale 'Preoccupato'		Totale 'Non preoccupato'	
%		EB	Diff.	EB	Diff.	EB	Diff.	EB	Diff.	EB	Diff.	EB	Diff.	EB	Diff.
		73.5	EB 64.1	73.5	EB 64.1	73.5	EB 64.1	73.5	EB 64.1	73.5	EB 64.1	73.5	EB 64.1	73.5	EB 64.1
 EU 27		31	3	41	-1	21	0	6	-1	1	-1	72	2	27	-1
 BE		30	9	42	-2	21	-6	7	-1	0	0	72	7	28	-7
 BG		39		45		11		3		2		84		14	
 CZ		26	0	40	3	26	1	7	-3	1	-1	66	3	33	-2
 DK		26	3	40	2	27	-2	6	-3	1	0	66	5	33	-5
 D-W		36	5	39	-1	18	-3	7	0	0	-1	75	4	25	-3
 DE		36	5	39	1	18	-4	7	-1	0	-1	75	6	25	-5
 D-E		39	8	35	2	19	-6	7	-2	0	-2	74	10	26	-8
 EE		29	11	38	-2	24	-6	8	-1	1	-2	67	9	32	-7
 IE		20	-4	40	-1	28	7	10	-2	2	0	60	-5	38	5
 EL		54	2	37	2	7	-2	2	-1	0	-1	91	4	9	-3
 ES		29	8	37	-5	28	3	6	-4	0	-2	66	3	34	-1
 FR		34	5	46	0	14	-4	5	-1	1	0	80	5	19	-5
 IT		39	2	46	-3	12	2	2	-1	1	0	85	-1	14	1
 CY		60	3	30	0	8	-1	2	-2	0	0	90	3	10	-3
 LV		39	5	39	2	17	0	4	-5	1	-2	78	7	21	-5
 LT		56	20	32	-8	8	-4	3	-6	1	-2	88	12	11	-10
 LU		33	1	52	13	12	-7	3	-7	0	0	85	14	15	-14
 HU		44	1	40	3	12	-1	4	-3	0	0	84	4	16	-4
 MT		30	-13	47	9	14	3	8	1	1	0	77	-4	22	4
 NL		16	5	37	7	37	-8	10	-4	0	0	53	12	47	-12
 AT		23	1	44	4	27	-5	6	2	0	-2	67	5	33	-3
 PL		31	2	47	0	17	1	3	-1	2	-2	78	2	20	0
 PT		26	-4	49	3	21	5	3	-4	1	0	75	-1	24	1
 RO		26		46		18		5		5		72		23	
 SI		36	9	39	-9	19	-1	6	2	0	-1	75	0	25	1
 SK		20	3	51	6	22	-4	5	-5	2	0	71	9	27	-9
 FI		15	0	47	3	33	0	5	-3	0	0	62	3	38	-3
 SE		17	4	42	2	35	-1	6	-4	0	-1	59	6	41	-5
 UK		19	-6	34	-6	35	10	10	1	2	1	53	-12	45	11

QF4.7 Veuillez me dire dans quelle mesure vous êtes inquiet(e) ou pas pour chacun des problèmes suivants.
Les résidus comme les antibiotiques ou les hormones dans la viande

QF4.7 Please tell me to what extent you are worried or not about the following issues.
Residues like antibiotics or hormones in meat

QF4.7 Sagen Sie mir bitte für jedes der folgenden Themen, inwieweit Sie darüber beunruhigt sind oder nicht beunruhigt sind.
Rückstände in Fleischwaren wie Antibiotika oder Hormone

QF4.7 Per ciascuno dei seguenti problemi mi dica fino a che punto è preoccupato.
Sostanze residue nella carne come antibiotici o ormoni































		Très inquiet(e)		Plutôt inquiet(e)		Plutôt pas inquiet(e)		Pas du tout inquiet(e)		NSP		Total 'Inquiet(e)'		Total 'Pas inquiet(e)'	
		Very worried		Fairly worried		Not very worried		Not at all worried		DK		Total 'Worried'		Total 'Not worried'	
		Sehr beunruhigt		Ziemlich beunruhigt		Nicht sehr beunruhigt		Gar nicht beunruhigt		WN		Gesamt 'Beunruhigt'		Gesamt 'Nicht beunruhigt'	
		Molto preoccupato		Abbastanza preoccupato		Poco preoccupato		Per niente preoccupato		NS		Totale 'Preoccupato'		Totale 'Non preoccupato'	
%		EB 73.5	Diff. EB 64.1	EB 73.5	Diff. EB 64.1	EB 73.5	Diff. EB 64.1	EB 73.5	Diff. EB 64.1	EB 73.5	Diff. EB 64.1	EB 73.5	Diff. EB 64.1	EB 73.5	Diff. EB 64.1
 EU 27		30	3	40	-1	22	0	6	-2	2	0	70	2	28	-2
 BE		27	3	43	1	21	-5	8	0	1	1	70	4	29	-5
 BG		36		44		12		4		4		80		16	
 CZ		26	-1	40	8	26	0	7	-5	1	-2	66	7	33	-5
 DK		31	5	39	3	25	-2	4	-6	1	0	70	8	29	-8
 D-W		35	4	39	1	18	-3	8	-1	0	-1	74	5	26	-4
 DE		36	6	37	0	19	-3	8	-2	0	-1	73	6	27	-5
 D-E		38	9	30	-7	25	2	7	-3	0	-1	68	2	32	-1
 EE		20	5	34	0	31	-2	13	1	2	-4	54	5	44	-1
 IE		22	-1	36	-4	28	7	12	0	2	-2	58	-5	40	7
 EL		45	2	42	-2	11	2	2	-1	0	-1	87	0	13	1
 ES		29	9	36	-6	27	3	6	-4	2	-2	65	3	33	-1
 FR		32	5	45	2	17	-5	5	-2	1	0	77	7	22	-7
 IT		36	0	46	-3	13	2	3	1	2	0	82	-3	16	3
 CY		60	3	32	0	6	-1	2	-2	0	0	92	3	8	-3
 LV		37	7	36	-1	20	1	6	-5	1	-2	73	6	26	-4
 LT		52	19	32	-6	9	-6	5	-4	2	-3	84	13	14	-10
 LU		32	1	48	11	16	-4	3	-8	1	0	80	12	19	-12
 HU		31	-3	44	11	19	-2	5	-5	1	-1	75	8	24	-7
 MT		27	-6	37	1	20	5	9	-2	7	2	64	-5	29	3
 NL		25	10	38	1	28	-8	8	-3	1	0	63	11	36	-11
 AT		21	-1	42	2	29	-1	8	3	0	-3	63	1	37	2
 PL		30	1	47	1	16	1	4	-1	3	-2	77	2	20	0
 PT		22	-4	51	4	22	4	3	-5	2	1	73	0	25	-1
 RO		26		41		19		7		7		67		26	
 SI		30	7	38	-7	24	-2	8	4	0	-2	68	0	32	2
 SK		17	1	48	6	26	-3	6	-4	3	0	65	7	32	-7
 FI		11	-1	37	3	43	0	9	-2	0	0	48	2	52	-2
 SE		16	1	34	1	39	3	10	-5	1	0	50	2	49	-2
 UK		19	-6	34	-2	34	8	11	1	2	-1	53	-8	45	9

QF4.8 Veuillez me dire dans quelle mesure vous êtes inquiet(e) ou pas pour chacun des problèmes suivants.
Des polluants comme le mercure dans le poisson ou les dioxines dans le porc

QF4.8 Please tell me to what extent you are worried or not about the following issues.
Pollutants like mercury in fish and dioxins in pork

QF4.8 Sagen Sie mir bitte für jedes der folgenden Themen, inwieweit Sie darüber beunruhigt sind oder nicht beunruhigt sind.
Schadstoffe wie Quecksilber in Fisch oder Dioxine in Schweinefleisch

QF4.8 Per ciascuno dei seguenti problemi mi dica fino a che punto è preoccupato.
Sostanze inquinanti come il mercurio nel pesce o la diossina nel maiale































		Très inquiet(e)		Plutôt inquiet(e)		Plutôt pas inquiet(e)		Pas du tout inquiet(e)		NSP		Total 'Inquiet(e)'		Total 'Pas inquiet(e)'	
		Very worried		Fairly worried		Not very worried		Not at all worried		DK		Total 'Worried'		Total 'Not worried'	
		Sehr beunruhigt		Ziemlich beunruhigt		Nicht sehr beunruhigt		Gar nicht beunruhigt		WN		Gesamt 'Beunruhigt'		Gesamt 'Nicht beunruhigt'	
		Molto preoccupato		Abbastanza preoccupato		Poco preoccupato		Per niente preoccupato		NS		Totale 'Preoccupato'		Totale 'Non preoccupato'	
		EB	Diff. EB	EB	Diff. EB	EB	Diff. EB	EB	Diff. EB	EB	Diff. EB	EB	Diff. EB	EB	Diff. EB
		73.5	64.1	73.5	64.1	73.5	64.1	73.5	64.1	73.5	64.1	73.5	64.1	73.5	64.1
%															
	EU 27	29	3	40	3	22	-2	7	-2	2	-2	69	6	29	-4
	BE	30	5	40	-1	22	-4	8	0	0	0	70	4	30	-4
	BG	38		43		11		4		4		81		15	
	CZ	27	-7	40	7	25	2	7	-2	1	0	67	0	32	0
	DK	25	3	38	4	31	1	5	-7	1	-1	63	7	36	-6
	D-W	30	4	38	5	23	-5	8	-3	1	-1	68	9	31	-8
	DE	31	5	37	5	22	-6	9	-3	1	-1	68	10	31	-9
	D-E	36	9	33	7	21	-8	10	-5	0	-3	69	16	31	-13
	EE	26	7	33	2	31	2	9	-5	1	-6	59	9	40	-3
	IE	22	3	35	5	28	4	12	-6	3	-6	57	8	40	-2
	EL	37	2	44	5	15	-1	3	-3	1	-3	81	7	18	-4
	ES	26	10	39	3	27	0	5	-8	3	-5	65	13	32	-8
	FR	38	9	42	0	14	-5	4	-4	2	0	80	9	18	-9
	IT	38	3	45	1	14	-2	2	-1	1	-1	83	4	16	-3
	CY	51	10	34	2	11	-3	3	-6	1	-3	85	12	14	-9
	LV	39	4	36	1	18	1	5	-4	2	-2	75	5	23	-3
	LT	51	14	31	-4	10	-3	6	-3	2	-4	82	10	16	-6
	LU	32	2	44	6	17	-1	6	-6	1	-1	76	8	23	-7
	HU	34	-4	40	9	19	1	6	-4	1	-2	74	5	25	-3
	MT	29	-9	38	11	16	3	10	4	7	-9	67	2	26	7
	NL	19	8	38	3	33	-8	9	-3	1	0	57	11	42	-11
	AT	22	2	37	3	33	0	7	-3	1	-2	59	5	40	-3
	PL	30	2	45	5	17	-1	5	-2	3	-4	75	7	22	-3
	PT	22	-1	55	11	19	1	2	-8	2	-3	77	10	21	-7
	RO	26		41		20		7		6		67		27	
	SI	27	9	36	-5	26	-4	10	2	1	-2	63	4	36	-2
	SK	17	2	48	9	26	-2	6	-8	3	-1	65	11	32	-10
	FI	15	2	43	6	36	-4	6	-3	0	-1	58	8	42	-7
	SE	13	1	33	5	43	0	11	-5	0	-1	46	6	54	-5
	UK	20	-3	31	-2	34	5	12	1	3	-1	51	-5	46	6

QF4.9 Veuillez me dire dans quelle mesure vous êtes inquiet(e) ou pas pour chacun des problèmes suivants.
Les substances contenues dans les plastiques ou autres objets qui entrent en contact avec les aliments

QF4.9 Please tell me to what extent you are worried or not about the following issues.
Substances contained in plastics or other materials coming into contact with food

QF4.9 Sagen Sie mir bitte für jedes der folgenden Themen, inwieweit Sie darüber beunruhigt sind oder nicht beunruhigt sind.
Inhaltsstoffe, die in Plastik oder anderen Materialien, die mit Lebensmitteln in Kontakt kommen, enthalten sind

QF4.9 Per ciascuno dei seguenti problemi mi dica fino a che punto è preoccupato.
Sostanze contenute nella plastica o in altri materiali che entrano in contatto con il cibo































		Très inquiet(e)	Plutôt inquiet(e)	Plutôt pas inquiet(e)	Pas du tout inquiet(e)	NSP	Total 'Inquiet(e)'	Total 'Pas inquiet(e)'
		Very worried	Fairly worried	Not very worried	Not at all worried	DK	Total 'Worried'	Total 'Not worried'
		Sehr beunruhigt	Ziemlich beunruhigt	Nicht sehr beunruhigt	Gar nicht beunruhigt	WN	Gesamt 'Beunruhigt'	Gesamt 'Nicht beunruhigt'
		Molto preoccupato	Abbastanza preoccupato	Poco preoccupato	Per niente preoccupato	NS	Totale 'Preoccupato'	Totale 'Non preoccupato'
%		EB 73.5	EB 73.5	EB 73.5	EB 73.5	EB 73.5	EB 73.5	EB 73.5
	EU 27	20	39	30	9	2	59	39
	BE	16	38	33	12	1	54	45
	BG	23	44	22	6	5	67	28
	CZ	18	41	32	8	1	59	40
	DK	18	41	33	7	1	59	40
	D-W	19	36	32	11	2	55	43
	DE	20	35	32	11	2	55	43
	D-E	23	32	31	13	1	55	44
	EE	16	29	39	14	2	45	53
	IE	13	34	36	14	3	47	50
	EL	36	44	18	2	0	80	20
	ES	19	38	31	10	2	57	41
	FR	23	41	26	8	2	64	34
	IT	28	49	18	3	2	77	21
	CY	28	41	24	6	1	69	30
	LV	22	36	33	8	1	58	41
	LT	31	37	21	10	1	68	31
	LU	15	46	30	8	1	61	38
	HU	22	40	27	9	2	62	36
	MT	21	41	24	10	4	62	34
	NL	7	24	52	16	1	31	68
	AT	10	37	42	10	1	47	52
	PL	23	45	23	6	3	68	29
	PT	18	51	22	6	3	69	28
	RO	21	42	24	6	7	63	30
	SI	22	39	26	12	1	61	38
	SK	12	44	36	6	2	56	42
	FI	5	31	52	12	0	36	64
	SE	7	25	52	15	1	32	67
	UK	11	30	44	12	3	41	56

QF4.10 Veuillez me dire dans quelle mesure vous êtes inquiet(e) ou pas pour chacun des problèmes suivants.
Ne pas avoir une alimentation saine et équilibrée

QF4.10 Please tell me to what extent you are worried or not about the following issues.
Not having a healthy and balanced diet

QF4.10 Sagen Sie mir bitte für jedes der folgenden Themen, inwieweit Sie darüber beunruhigt sind oder nicht beunruhigt sind.
Keine gesunde und ausgewogene Ernährung zu haben

QF4.10 Per ciascuno dei seguenti problemi mi dica fino a che punto è preoccupato.
Non seguire una dieta sana ed equilibrata































		Très inquiet(e)	Plutôt inquiet(e)	Plutôt pas inquiet(e)	Pas du tout inquiet(e)	NSP	Total 'Inquiet(e)'	Total 'Pas inquiet(e)'
		Very worried	Fairly worried	Not very worried	Not at all worried	DK	Total 'Worried'	Total 'Not worried'
		Sehr beunruhigt	Ziemlich beunruhigt	Nicht sehr beunruhigt	Gar nicht beunruhigt	WN	Gesamt 'Beunruhigt'	Gesamt 'Nicht beunruhigt'
		Molto preoccupato	Abbastanza preoccupato	Poco preoccupato	Per niente preoccupato	NS	Totale 'Preoccupato'	Totale 'Non preoccupato'
%		EB 73.5	EB 73.5	EB 73.5	EB 73.5	EB 73.5	EB 73.5	EB 73.5
	EU 27	15	37	34	13	1	52	47
	BE	13	38	34	14	1	51	48
	BG	15	35	34	12	4	50	46
	CZ	14	42	35	9	0	56	44
	DK	12	31	40	16	1	43	56
	D-W	14	28	36	21	1	42	57
	DE	15	29	36	20	0	44	56
	D-E	15	32	36	17	0	47	53
	EE	16	37	33	13	1	53	46
	IE	9	32	38	19	2	41	57
	EL	25	53	18	4	0	78	22
	ES	20	42	31	7	0	62	38
	FR	13	41	33	12	1	54	45
	IT	17	40	32	10	1	57	42
	CY	29	44	21	6	0	73	27
	LV	20	38	32	9	1	58	41
	LT	24	42	22	11	1	66	33
	LU	16	45	31	7	1	61	38
	HU	11	35	39	15	0	46	54
	MT	21	43	23	13	0	64	36
	NL	5	17	51	26	1	22	77
	AT	11	30	45	13	1	41	58
	PL	18	45	28	7	2	63	35
	PT	17	52	27	4	0	69	31
	RO	22	41	25	8	4	63	33
	SI	18	36	36	9	1	54	45
	SK	10	37	41	12	0	47	53
	FI	9	47	36	8	0	56	44
	SE	5	20	53	22	0	25	75
	UK	12	32	41	15	0	44	56

QF4.11 Veuillez me dire dans quelle mesure vous êtes inquiet(e) ou pas pour chacun des problèmes suivants.
Développer une maladie liée à l'alimentation comme le diabète, des problèmes cardiaques ou hépatiques

QF4.11 Please tell me to what extent you are worried or not about the following issues.
Getting a diet related disease such as diabetes, heart or liver problems

QF4.11 Sagen Sie mir bitte für jedes der folgenden Themen, inwieweit Sie darüber beunruhigt sind oder nicht beunruhigt sind.
Eine ernährungsbedingte Krankheit zu bekommen, wie z.B. Diabetes, Herz- oder Leberprobleme

QF4.11 Per ciascuno dei seguenti problemi mi dica fino a che punto è preoccupato.
Prendere una malattia legata all'alimentazione come il diabete, problemi cardiaci o di fegato

		Très inquiet(e)	Plutôt inquiet(e)	Plutôt pas inquiet(e)	Pas du tout inquiet(e)	NSP	Total 'Inquiet(e)'	Total 'Pas inquiet(e)'
		Very worried	Fairly worried	Not very worried	Not at all worried	DK	Total 'Worried'	Total 'Not worried'
		Sehr beunruhigt	Ziemlich beunruhigt	Nicht sehr beunruhigt	Gar nicht beunruhigt	WN	Gesamt 'Beunruhigt'	Gesamt 'Nicht beunruhigt'
		Molto preoccupato	Abbastanza preoccupato	Poco preoccupato	Per niente preoccupato	NS	Totale 'Preoccupato'	Totale 'Non preoccupato'
%		EB 73.5	EB 73.5	EB 73.5	EB 73.5	EB 73.5	EB 73.5	EB 73.5
	EU 27	20	39	31	9	1	59	40
	BE	18	42	28	11	1	60	39
	BG	28	42	20	7	3	70	27
	CZ	22	45	27	6	0	67	33
	DK	17	35	38	9	1	52	47
	D-W	15	30	38	15	2	45	53
	DE	16	31	37	15	1	47	52
	D-E	20	33	33	14	0	53	47
	EE	18	35	35	11	1	53	46
	IE	13	35	35	16	1	48	51
	EL	30	46	21	3	0	76	24
	ES	25	36	31	7	1	61	38
	FR	18	44	28	9	1	62	37
	IT	25	46	23	4	2	71	27
	CY	49	31	15	4	1	80	19
	LV	28	34	28	9	1	62	37
	LT	41	37	15	6	1	78	21
	LU	15	45	32	7	1	60	39
	HU	22	40	25	13	0	62	38
	MT	27	46	17	9	1	73	26
	NL	7	22	53	17	1	29	70
	AT	11	32	45	10	2	43	55
	PL	24	46	23	5	2	70	28
	PT	20	55	20	4	1	75	24
	RO	29	44	19	5	3	73	24
	SI	21	38	33	7	1	59	40
	SK	19	49	25	6	1	68	31
	FI	9	41	42	8	0	50	50
	SE	7	25	53	15	0	32	68
	UK	15	32	41	11	1	47	52

QF4.12 Veuillez me dire dans quelle mesure vous êtes inquiet(e) ou pas pour chacun des problèmes suivants.

Prendre du poids

QF4.12 Please tell me to what extent you are worried or not about the following issues.































Putting on weight

QF4.12 Sagen Sie mir bitte für jedes der folgenden Themen, inwieweit Sie darüber beunruhigt sind oder nicht beunruhigt sind.

Gewichtszunahme

QF4.12 Per ciascuno dei seguenti problemi mi dica fino a che punto è preoccupato.

Aumentare di peso































		Très inquiet(e)		Plutôt inquiet(e)		Plutôt pas inquiet(e)		Pas du tout inquiet(e)		NSP		Total 'Inquiet(e)'		Total 'Pas inquiet(e)'			
		Very worried		Fairly worried		Not very worried		Not at all worried		DK		Total 'Worried'		Total 'Not worried'			
		Sehr beunruhigt		Ziemlich beunruhigt		Nicht sehr beunruhigt		Gar nicht beunruhigt		WN		Gesamt 'Beunruhigt'		Gesamt 'Nicht beunruhigt'			
		Molto preoccupato		Abbastanza preoccupato		Poco preoccupato		Per niente preoccupato		NS		Totale 'Preoccupato'		Totale 'Non preoccupato'			
%		EB	Diff. EB	EB	Diff. EB	EB	Diff. EB	EB	Diff. EB	EB	Diff. EB	EB	Diff. EB	EB	Diff. EB	EB	Diff. EB
		73.5	64.1	73.5	64.1	73.5	64.1	73.5	64.1	73.5	64.1	73.5	64.1	73.5	64.1	73.5	64.1
 EU 27		15	-1	32	1	34	4	18	-4	1	0	47	0	52	0		
 BE		16	0	33	-2	30	3	20	-2	1	1	49	-2	50	1		
 BG		17		28		33		21		1		45		54			
 CZ		15	-7	37	12	31	5	17	-10	0	0	52	5	48	-5		
 DK		16	1	30	-3	38	8	15	-6	1	0	46	-2	53	2		
 D-W		12	1	23	-3	38	4	26	-2	1	0	35	-2	64	2		
 DE		13	1	24	-2	37	3	25	-2	1	0	37	-1	62	1		
 D-E		18	3	24	-1	35	3	23	-5	0	0	42	2	58	-2		
 EE		17	3	27	3	32	2	24	-7	0	-1	44	6	56	-5		
 IE		12	-1	31	2	35	5	21	-5	1	-1	43	1	56	0		
 EL		19	-3	36	5	33	7	12	-8	0	-1	55	2	45	-1		
 ES		16	-1	32	-2	37	7	14	-4	1	0	48	-3	51	3		
 FR		13	-2	33	-2	34	7	20	-3	0	0	46	-4	54	4		
 IT		18	-6	40	1	29	4	12	1	1	0	58	-5	41	5		
 CY		26	-6	35	3	26	8	13	-5	0	0	61	-3	39	3		
 LV		18	-3	25	2	32	9	25	-7	0	-1	43	-1	57	2		
 LT		24	3	26	3	23	5	26	-10	1	-1	50	6	49	-5		
 LU		14	-3	39	7	30	2	17	-5	0	-1	53	4	47	-3		
 HU		12	-2	29	4	35	5	24	-6	0	-1	41	2	59	-1		
 MT		35	-7	38	9	18	2	9	-3	0	-1	73	2	27	-1		
 NL		9	-1	32	0	37	2	22	-1	0	0	41	-1	59	1		
 AT		13	2	30	2	39	1	18	-3	0	-2	43	4	57	-2		
 PL		15	-1	36	11	32	2	15	-12	2	0	51	10	47	-10		
 PT		16	-2	45	19	31	-1	8	-15	0	-1	61	17	39	-16		
 RO		20		37		26		15		2		57		41			
 SI		12	-1	31	-1	39	0	18	2	0	0	43	-2	57	2		
 SK		15	2	36	2	31	3	18	-6	0	-1	51	4	49	-3		
 FI		11	-1	41	5	35	0	13	-4	0	0	52	4	48	-4		
 SE		11	-2	27	0	40	4	22	-1	0	-1	38	-2	62	3		
 UK		16	-2	31	0	35	5	17	-4	1	1	47	-2	52	1		

QF4.13 Veuillez me dire dans quelle mesure vous êtes inquiet(e) ou pas pour chacun des problèmes suivants.
Les nouveaux virus présents chez les animaux, comme la grippe aviaire

QF4.13 Please tell me to what extent you are worried or not about the following issues.
New viruses found in animals like avian or bird flu

QF4.13 Sagen Sie mir bitte für jedes der folgenden Themen, inwieweit Sie darüber beunruhigt sind oder nicht beunruhigt sind.
neuartige Viren, die in Tieren gefunden werden, wie die Vogelgrippe

QF4.13 Per ciascuno dei seguenti problemi mi dica fino a che punto è preoccupato.
Nuovi virus presenti negli animali come l'influenza aviaria































		Très inquiet(e)		Plutôt inquiet(e)		Plutôt pas inquiet(e)		Pas du tout inquiet(e)		NSP		Total 'Inquiet(e)'		Total 'Pas inquiet(e)'	
		Very worried		Fairly worried		Not very worried		Not at all worried		DK		Total 'Worried'		Total 'Not worried'	
		Sehr beunruhigt		Ziemlich beunruhigt		Nicht sehr beunruhigt		Gar nicht beunruhigt		WN		Gesamt 'Beunruhigt'		Gesamt 'Nicht beunruhigt'	
		Molto preoccupato		Abbastanza preoccupato		Poco preoccupato		Per niente preoccupato		NS		Totale 'Preoccupato'		Totale 'Non preoccupato'	
%		EB 73.5	Diff. EB 64.1	EB 73.5	Diff. EB 64.1	EB 73.5	Diff. EB 64.1	EB 73.5	Diff. EB 64.1	EB 73.5	Diff. EB 64.1	EB 73.5	Diff. EB 64.1	EB 73.5	Diff. EB 64.1
 EU 27		22	-7	38	0	29	6	10	2	1	-1	60	-7	39	8
 BE		22	0	42	2	26	-2	10	0	0	0	64	2	36	-2
 BG		29		43		17		8		3		72		25	
 CZ		27	-8	41	11	25	2	7	-4	0	-1	68	3	32	-2
 DK		12	-6	29	-5	44	11	14	1	1	-1	41	-11	58	12
 D-W		20	-7	36	2	31	3	12	2	1	0	56	-5	43	5
 DE		21	-8	35	1	31	5	12	2	1	0	56	-7	43	7
 D-E		24	-12	33	0	31	11	12	2	0	-1	57	-12	43	13
 EE		20	-7	33	-4	35	8	11	4	1	-1	53	-11	46	12
 IE		13	-8	32	-2	36	11	16	1	3	-2	45	-10	52	12
 EL		36	-3	45	5	16	1	3	-1	0	-2	81	2	19	0
 ES		23	4	38	3	32	5	7	-6	0	-6	61	7	39	-1
 FR		12	-21	32	-7	36	17	19	12	1	-1	44	-28	55	29
 IT		32	-7	48	3	16	4	3	1	1	-1	80	-4	19	5
 CY		32	-21	39	9	19	7	9	4	1	1	71	-12	28	11
 LV		32	-9	33	-1	26	10	9	2	0	-2	65	-10	35	12
 LT		42	3	31	-3	16	2	10	1	1	-3	73	0	26	3
 LU		23	-9	36	0	32	11	8	-2	1	0	59	-9	40	9
 HU		32	-13	40	10	21	5	6	-2	1	0	72	-3	27	3
 MT		22	-40	37	15	24	12	12	8	5	5	59	-25	36	20
 NL		16	4	40	-1	34	0	9	-3	1	0	56	3	43	-3
 AT		12	-14	29	-1	43	11	15	6	1	-2	41	-15	58	17
 PL		27	-16	43	5	22	10	6	2	2	-1	70	-11	28	12
 PT		19	-12	51	7	24	8	5	-3	1	0	70	-5	29	5
 RO		23		39		23		11		4		62		34	
 SI		21	-5	35	-4	31	3	12	6	1	0	56	-9	43	9
 SK		19	-5	48	6	27	6	5	-5	1	-2	67	1	32	1
 FI		11	-2	39	5	42	0	8	-3	0	0	50	3	50	-3
 SE		11	-1	25	-10	49	9	15	3	0	-1	36	-11	64	12
 UK		17	0	33	-5	37	6	12	2	1	-3	50	-5	49	8

QF4.14 Veuillez me dire dans quelle mesure vous êtes inquiet(e) ou pas pour chacun des problèmes suivants.
Cloner des animaux à des fins alimentaires

QF4.14 Please tell me to what extent you are worried or not about the following issues.
Cloning animals for food products

QF4.14 Sagen Sie mir bitte für jedes der folgenden Themen, inwieweit Sie darüber beunruhigt sind oder nicht beunruhigt sind.
Klonen von Tieren zur Herstellung von Lebensmitteln

QF4.14 Per ciascuno dei seguenti problemi mi dica fino a che punto è preoccupato.
La clonazione di animali per i prodotti alimentari































		Très inquiet(e)	Plutôt inquiet(e)	Plutôt pas inquiet(e)	Pas du tout inquiet(e)	NSP	Total 'Inquiet(e)'	Total 'Pas inquiet(e)'
		Very worried	Fairly worried	Not very worried	Not at all worried	DK	Total 'Worried'	Total 'Not worried'
		Sehr beunruhigt	Ziemlich beunruhigt	Nicht sehr beunruhigt	Gar nicht beunruhigt	WN	Gesamt 'Beunruhigt'	Gesamt 'Nicht beunruhigt'
		Molto preoccupato	Abbastanza preoccupato	Poco preoccupato	Per niente preoccupato	NS	Totale 'Preoccupato'	Totale 'Non preoccupato'
%		EB 73.5	EB 73.5	EB 73.5	EB 73.5	EB 73.5	EB 73.5	EB 73.5
	EU 27	30	35	22	9	4	65	31
	BE	28	35	21	14	2	63	35
	BG	26	36	18	10	10	62	28
	CZ	28	32	26	12	2	60	38
	DK	26	33	29	10	2	59	39
	D-W	39	30	19	11	1	69	30
	DE	39	30	19	11	1	69	30
	D-E	39	30	18	12	1	69	30
	EE	22	26	30	17	5	48	47
	IE	20	28	30	17	5	48	47
	EL	36	40	17	5	2	76	22
	ES	25	32	27	11	5	57	38
	FR	36	36	16	8	4	72	24
	IT	29	46	16	5	4	75	21
	CY	36	36	17	8	3	72	25
	LV	37	30	21	10	2	67	31
	LT	48	24	13	9	6	72	22
	LU	37	38	15	6	4	75	21
	HU	33	35	20	8	4	68	28
	MT	19	29	20	14	18	48	34
	NL	29	29	28	12	2	58	40
	AT	24	37	29	8	2	61	37
	PL	32	38	18	7	5	70	25
	PT	20	43	24	6	7	63	30
	RO	22	35	20	10	13	57	30
	SI	35	33	22	8	2	68	30
	SK	18	39	30	8	5	57	38
	FI	23	36	31	9	1	59	40
	SE	30	32	27	10	1	62	37
	UK	28	28	30	11	3	56	41

QF4.15 Veuillez me dire dans quelle mesure vous êtes inquiet(e) ou pas pour chacun des problèmes suivants.
Le bien-être des animaux d'élevage

QF4.15 Please tell me to what extent you are worried or not about the following issues.
The welfare of farmed animals

QF4.15 Sagen Sie mir bitte für jedes der folgenden Themen, inwieweit Sie darüber beunruhigt sind oder nicht beunruhigt sind.
Das Wohlergehen von Nutztieren

QF4.15 Per ciascuno dei seguenti problemi mi dica fino a che punto è preoccupato.
Il benessere degli animali da fattoria































		Très inquiet(e)		Plutôt inquiet(e)		Plutôt pas inquiet(e)		Pas du tout inquiet(e)		NSP		Total 'Inquiet(e)'		Total 'Pas inquiet(e)'	
		Very worried		Fairly worried		Not very worried		Not at all worried		DK		Total 'Worried'		Total 'Not worried'	
		Sehr beunruhigt		Ziemlich beunruhigt		Nicht sehr beunruhigt		Gar nicht beunruhigt		WN		Gesamt 'Beunruhigt'		Gesamt 'Nicht beunruhigt'	
		Molto preoccupato		Abbastanza preoccupato		Poco preoccupato		Per niente preoccupato		NS		Totale 'Preoccupato'		Totale 'Non preoccupato'	
%		EB 73.5	Diff. EB 64.1	EB 73.5	Diff. EB 64.1	EB 73.5	Diff. EB 64.1	EB 73.5	Diff. EB 64.1	EB 73.5	Diff. EB 64.1	EB 73.5	Diff. EB 64.1	EB 73.5	Diff. EB 64.1
 EU 27		21	2	43	2	26	-1	8	-2	2	-1	64	4	34	-3
 BE		18	4	40	1	31	-3	10	-3	1	1	58	5	41	-6
 BG		14		34		29		13		10		48		42	
 CZ		18	0	39	10	33	3	9	-11	1	-2	57	10	42	-8
 DK		32	6	44	-1	21	-1	3	-3	0	-1	76	5	24	-4
 D-W		27	5	39	1	24	-2	8	-4	2	0	66	6	32	-6
 DE		27	5	39	2	24	-3	8	-5	2	1	66	7	32	-8
 D-E		25	2	39	7	27	-3	9	-5	0	-1	64	9	36	-8
 EE		17	7	39	6	33	-5	9	-4	2	-4	56	13	42	-9
 IE		17	-1	38	-1	29	2	14	1	2	-1	55	-2	43	3
 EL		22	-3	42	-1	27	6	7	1	2	-3	64	-4	34	7
 ES		22	7	41	0	28	0	8	-4	1	-3	63	7	36	-4
 FR		17	0	48	7	26	-2	7	-4	2	-1	65	7	33	-6
 IT		26	4	49	-3	19	0	4	0	2	-1	75	1	23	0
 CY		28	-7	38	4	23	8	10	-5	1	0	66	-3	33	3
 LV		19	4	33	-4	35	7	10	-5	3	-2	52	0	45	2
 LT		23	11	35	5	24	-5	15	-5	3	-6	58	16	39	-10
 LU		30	3	51	12	15	-8	3	-7	1	0	81	15	18	-15
 HU		13	-3	31	1	33	2	22	2	1	-2	44	-2	55	4
 MT		18	-5	39	6	26	-2	12	1	5	0	57	1	38	-1
 NL		18	5	41	6	31	-7	10	-4	0	0	59	11	41	-11
 AT		19	0	37	-3	36	5	7	0	1	-2	56	-3	43	5
 PL		16	0	43	2	28	2	8	0	5	-4	59	2	36	2
 PT		21	-7	55	7	20	2	2	-2	2	0	76	0	22	0
 RO		16		33		27		14		10		49		41	
 SI		20	7	45	5	26	-11	8	2	1	-3	65	12	34	-9
 SK		10	-2	42	3	37	4	8	-4	3	-1	52	1	45	0
 FI		15	3	51	15	30	-11	4	-6	0	-1	66	18	34	-17
 SE		31	7	43	1	24	-3	2	-4	0	-1	74	8	26	-7
 UK		23	3	44	2	26	0	5	-5	2	0	67	5	31	-5

QF4.16 Veuillez me dire dans quelle mesure vous êtes inquiet(e) ou pas pour chacun des problèmes suivants.
La qualité et la fraîcheur des aliments

QF4.16 Please tell me to what extent you are worried or not about the following issues.
The quality and freshness of food

QF4.16 Sagen Sie mir bitte für jedes der folgenden Themen, inwieweit Sie darüber beunruhigt sind oder nicht beunruhigt sind.
Die Qualität und Frische von Lebensmitteln

QF4.16 Per ciascuno dei seguenti problemi mi dica fino a che punto è preoccupato.
La qualità e freschezza dei cibi































		Très inquiet(e)	Plutôt inquiet(e)	Plutôt pas inquiet(e)	Pas du tout inquiet(e)	NSP	Total 'Inquiet(e)'	Total 'Pas inquiet(e)'
		Very worried	Fairly worried	Not very worried	Not at all worried	DK	Total 'Worried'	Total 'Not worried'
		Sehr beunruhigt	Ziemlich beunruhigt	Nicht sehr beunruhigt	Gar nicht beunruhigt	WN	Gesamt 'Beunruhigt'	Gesamt 'Nicht beunruhigt'
		Molto preoccupato	Abbastanza preoccupato	Poco preoccupato	Per niente preoccupato	NS	Totale 'Preoccupato'	Totale 'Non preoccupato'
%		EB 73.5	EB 73.5	EB 73.5	EB 73.5	EB 73.5	EB 73.5	EB 73.5
	EU 27	24	44	25	6	1	68	31
	BE	22	41	29	8	0	63	37
	BG	30	51	13	4	2	81	17
	CZ	22	44	29	5	0	66	34
	DK	28	49	19	3	1	77	22
	D-W	15	34	37	14	0	49	51
	DE	16	35	36	13	0	51	49
	D-E	19	38	34	9	0	57	43
	EE	32	42	21	5	0	74	26
	IE	27	39	25	9	0	66	34
	EL	35	48	14	3	0	83	17
	ES	35	45	16	4	0	80	20
	FR	19	51	24	5	1	70	29
	IT	32	50	14	3	1	82	17
	CY	50	41	7	2	0	91	9
	LV	53	41	5	1	0	94	6
	LT	45	43	8	4	0	88	12
	LU	18	56	22	4	0	74	26
	HU	34	46	16	4	0	80	20
	MT	35	42	16	6	1	77	22
	NL	9	28	49	14	0	37	63
	AT	15	40	38	7	0	55	45
	PL	29	47	19	4	1	76	23
	PT	32	54	13	1	0	86	14
	RO	27	45	17	7	4	72	24
	SI	29	42	24	5	0	71	29
	SK	16	48	28	7	1	64	35
	FI	10	40	42	8	0	50	50
	SE	7	32	50	10	1	39	60
	UK	19	47	27	7	0	66	34

QF4.17 Veuillez me dire dans quelle mesure vous êtes inquiet(e) ou pas pour chacun des problèmes suivants.
Les nanoparticules présentes dans les aliments

QF4.17 Please tell me to what extent you are worried or not about the following issues.
Nano particles found in food

QF4.17 Sagen Sie mir bitte für jedes der folgenden Themen, inwieweit Sie darüber beunruhigt sind oder nicht beunruhigt sind.
Nanopartikel, die in Lebensmitteln gefunden werden

QF4.17 Per ciascuno dei seguenti problemi mi dica fino a che punto è preoccupato.
Trovare nanoparticelle nei cibi





























		Très inquiet(e)	Plutôt inquiet(e)	Plutôt pas inquiet(e)	Pas du tout inquiet(e)	NSP	Total 'Inquiet(e)'	Total 'Pas inquiet(e)'
		Very worried	Fairly worried	Not very worried	Not at all worried	DK	Total 'Worried'	Total 'Not worried'
		Sehr beunruhigt	Ziemlich beunruhigt	Nicht sehr beunruhigt	Gar nicht beunruhigt	WN	Gesamt 'Beunruhigt'	Gesamt 'Nicht beunruhigt'
		Molto preoccupato	Abbastanza preoccupato	Poco preoccupato	Per niente preoccupato	NS	Totale 'Preoccupato'	Totale 'Non preoccupato'
%		EB 73.5	EB 73.5	EB 73.5	EB 73.5	EB 73.5	EB 73.5	EB 73.5
	EU 27	17	30	26	11	16	47	37
	BE	16	33	30	13	8	49	43
	BG	23	33	14	6	24	56	20
	CZ	15	30	31	12	12	45	43
	DK	19	34	28	11	8	53	39
	D-W	24	28	25	13	10	52	38
	DE	24	28	26	13	9	52	39
	D-E	23	27	27	16	7	50	43
	EE	11	24	32	17	16	35	49
	IE	11	26	28	13	22	37	41
	EL	26	35	19	6	14	61	25
	ES	13	22	27	12	26	35	39
	FR	17	35	19	8	21	52	27
	IT	23	40	20	5	12	63	25
	CY	43	28	13	7	9	71	20
	LV	18	26	27	11	18	44	38
	LT	31	27	15	7	20	58	22
	LU	16	43	24	9	8	59	33
	HU	17	31	23	12	17	48	35
	MT	6	15	12	8	59	21	20
	NL	8	19	38	20	15	27	58
	AT	10	30	39	11	10	40	50
	PL	17	40	22	6	15	57	28
	PT	15	43	21	4	17	58	25
	RO	17	32	18	10	23	49	28
	SI	20	31	26	12	11	51	38
	SK	11	40	29	8	12	51	37
	FI	5	27	44	13	11	32	57
	SE	8	19	42	20	11	27	62
	UK	10	19	34	18	19	29	52

QF4T1 Echelle des nouvelles technologies

QF4T1 New technology scale

QF4T1 Skala Neue Technologien

QF4T1 Scala nuove tecnologie





























		Moyenne des réponses 'Inquiet(e)' Average of answers 'Worried' Durchschnitt der Antworten 'Beunruhigt' Media delle risposte "Preoccupato"	Moyenne des réponses 'Pas inquiet(e)' Average of answers 'Not worried' Durchschnitt der Antworten 'Nicht beunruhigt' Media delle risposte "Non preoccupato"
%		EB 73.5	EB 73.5
	EU 27	59	33
	BE	58	39
	BG	66	22
	CZ	55	40
	DK	57	39
	D-W	65	31
	DE	64	32
	D-E	62	35
	EE	46	45
	IE	44	46
	EL	73	21
	ES	52	37
	FR	63	28
	IT	73	21
	CY	73	22
	LV	62	31
	LT	71	20
	LU	70	26
	HU	62	29
	MT	39	30
	NL	45	48
	AT	56	40
	PL	67	25
	PT	63	27
	RO	56	29
	SI	63	31
	SK	56	36
	FI	47	49
	SE	46	49
	UK	44	48

QF4T2 Préoccupations alimentaires

QF4T2 Dietary concerns

QF4T2 Skala Ernährungsverhalten

QF4T2 Scala preoccupazioni dietetiche

		Moyenne des réponses 'Inquiet(e)' Average of answers 'Worried' Durchschnitt der Antworten 'Beunruhigt' Media delle risposte "Preoccupato"	Moyenne des réponses 'Pas inquiet(e)' Average of answers 'Not worried' Durchschnitt der Antworten 'Nicht beunruhigt' Media delle risposte "Non preoccupato"
%		EB 73.5	EB 73.5
	EU 27	53	46
	BE	53	46
	BG	55	43
	CZ	58	42
	DK	47	52
	D-W	41	58
	DE	42	57
	D-E	48	52
	EE	50	49
	IE	44	55
	EL	70	30
	ES	57	42
	FR	54	45
	IT	62	37
	CY	71	28
	LV	54	45
	LT	65	34
	LU	58	41
	HU	49	50
	MT	70	30
	NL	31	69
	AT	43	56
	PL	61	37
	PT	68	31
	RO	64	33
	SI	52	47
	SK	55	44
	FI	53	47
	SE	31	68
	UK	46	53

QF5.1 Supposons qu'un risque alimentaire grave ait été détecté dans un aliment que vous consommez régulièrement comme du poisson, du poulet ou de la salade. Dans quelle mesure feriez-vous confiance aux sources suivantes pour vous donner des informations exactes sur ce risque ?

Les médias (TV, journaux, radio)

QF5.1 Suppose a serious food risk were found in a food you eat regularly such as fish, chicken or salad. How much confidence would you have in the following sources to give you accurate information about this risk?































Media (TV, newspapers, radio)

QF5.1 Einmal angenommen, in einem Lebensmittel, das Sie regelmäßig essen, wie Fisch, Hühnchen oder Salat, würde ein ernsthaftes Lebensmittelrisiko entdeckt werden. Wie zuversichtlich wären Sie, dass die folgenden Informationsquellen Sie über die Gefahr korrekt informieren?

Medien (Fernsehen, Zeitungen, Radio)

QF5.1 Supponga che un rischio alimentare serio sia identificato in un cibo che lei mangia regolarmente come il pesce, il pollo o l'insalata. Quanta fiducia avrebbe nelle seguenti fonti, relativamente al fatto che possano fornirle informazioni accurate su questo rischio?

I media (TV, giornali, radio)

		Tout à fait confiance	Plutôt confiance	Plutôt pas confiance	Pas du tout confiance	NSP	Total 'Confiance'	Total 'Pas confiance'
		Very confident	Fairly confident	Not very confident	Not at all confident	DK	Total 'Confident'	Total 'Not confident'
		Sehr zuversichtlich	Eher vertrauen	Eher nicht vertrauen	Überhaupt nicht zuversichtlich	WN	Gesamt 'Zuversichtlich'	Gesamt 'Nicht zuversichtlich'
		Molto fiducioso	Si fida	Non ha fiducia	Per nulla fiducioso	NS	Totale 'Ha fiducia'	Totale 'Non ha fiducia'
%		EB 73.5	EB 73.5	EB 73.5	EB 73.5	EB 73.5	EB 73.5	EB 73.5
	EU 27	8	40	36	13	3	48	49
	BE	7	45	33	14	1	52	47
	BG	16	49	23	8	4	65	31
	CZ	7	58	27	7	1	65	34
	DK	7	54	32	6	1	61	38
	D-W	19	50	23	5	3	69	28
	DE	19	48	24	7	2	67	31
	D-E	17	40	30	12	1	57	42
	EE	7	50	34	8	1	57	42
	IE	15	52	22	8	3	67	30
	EL	3	25	46	26	0	28	72
	ES	4	45	36	13	2	49	49
	FR	3	29	42	23	3	32	65
	IT	5	36	43	11	5	41	54
	CY	8	39	39	14	0	47	53
	LV	5	45	39	10	1	50	49
	LT	6	44	36	12	2	50	48
	LU	4	40	41	14	1	44	55
	HU	4	32	41	21	2	36	62
	MT	13	45	29	10	3	58	39
	NL	4	44	39	11	2	48	50
	AT	17	51	25	5	2	68	30
	PL	6	37	42	10	5	43	52
	PT	10	48	33	5	4	58	38
	RO	11	50	32	4	3	61	36
	SI	3	39	42	15	1	42	57
	SK	7	59	29	4	1	66	33
	FI	5	62	29	3	1	67	32
	SE	2	30	45	22	1	32	67
	UK	4	27	42	25	2	31	67

QF5.2 Supposons qu'un risque alimentaire grave ait été détecté dans un aliment que vous consommez régulièrement comme du poisson, du poulet ou de la salade. Dans quelle mesure feriez-vous confiance aux sources suivantes pour vous donner des informations exactes sur ce risque ?

Les scientifiques

QF5.2 Suppose a serious food risk were found in a food you eat regularly such as fish, chicken or salad. How much confidence would you have in the following sources to give you accurate information about this risk?































Scientists

QF5.2 Einmal angenommen, in einem Lebensmittel, das Sie regelmäßig essen, wie Fisch, Hühnchen oder Salat, würde ein ernsthaftes Lebensmittelrisiko entdeckt werden. Wie zuversichtlich wären Sie, dass die folgenden Informationsquellen Sie über die Gefahr korrekt informieren?

Wissenschaftler

QF5.2 Supponga che un rischio alimentare serio sia identificato in un cibo che lei mangia regolarmente come il pesce, il pollo o l'insalata. Quanta fiducia avrebbe nelle seguenti fonti, relativamente al fatto che possano fornirle informazioni accurate su questo rischio?

Scienziati

		Tout à fait confiance	Plutôt confiance	Plutôt pas confiance	Pas du tout confiance	NSP	Total 'Confiance'	Total 'Pas confiance'
		Very confident	Fairly confident	Not very confident	Not at all confident	DK	Total 'Confident'	Total 'Not confident'
		Sehr zuversichtlich	Eher vertrauen	Eher nicht vertrauen	Überhaupt nicht zuversichtlich	WN	Gesamt 'Zuversichtlich'	Gesamt 'Nicht zuversichtlich'
		Molto fiducioso	Si fida	Non ha fiducia	Per nulla fiducioso	NS	Totale 'Ha fiducia'	Totale 'Non ha fiducia'
%		EB 73.5	EB 73.5	EB 73.5	EB 73.5	EB 73.5	EB 73.5	EB 73.5
	EU 27	17	56	19	4	4	73	23
	BE	19	59	15	4	3	78	19
	BG	31	52	10	4	3	83	14
	CZ	25	62	9	2	2	87	11
	DK	25	59	13	2	1	84	15
	D-W	16	51	24	5	4	67	29
	DE	15	50	26	5	4	65	31
	D-E	12	44	33	8	3	56	41
	EE	25	59	11	2	3	84	13
	IE	28	49	13	3	7	77	16
	EL	27	49	19	5	0	76	24
	ES	18	59	16	4	3	77	20
	FR	17	59	15	6	3	76	21
	IT	12	54	23	6	5	66	29
	CY	30	50	16	4	0	80	20
	LV	17	58	18	4	3	75	22
	LT	18	59	16	3	4	77	19
	LU	14	61	19	4	2	75	23
	HU	25	55	15	3	2	80	18
	MT	25	46	17	5	7	71	22
	NL	23	56	14	3	4	79	17
	AT	19	52	22	2	5	71	24
	PL	13	56	22	3	6	69	25
	PT	15	55	21	2	7	70	23
	RO	27	57	11	2	3	84	13
	SI	15	50	25	6	4	65	31
	SK	18	67	11	2	2	85	13
	FI	26	60	12	1	1	86	13
	SE	17	64	15	3	1	81	18
	UK	13	56	21	6	4	69	27

QF5.3 Supposons qu'un risque alimentaire grave ait été détecté dans un aliment que vous consommez régulièrement comme du poisson, du poulet ou de la salade. Dans quelle mesure feriez-vous confiance aux sources suivantes pour vous donner des informations exactes sur ce risque ?

Les agences nationales et européennes de sécurité des aliments (EFSA)

QF5.3 Suppose a serious food risk were found in a food you eat regularly such as fish, chicken or salad. How much confidence would you have in the following sources to give you accurate information about this risk?































National and European food safety agencies (EFSA)

QF5.3 Einmal angenommen, in einem Lebensmittel, das Sie regelmäßig essen, wie Fisch, Hühnchen oder Salat, würde ein ernsthaftes Lebensmittelrisiko entdeckt werden. Wie zuversichtlich wären Sie, dass die folgenden Informationsquellen Sie über die Gefahr korrekt informieren?

Nationale und Europäische Behörden für Lebensmittelsicherheit (EFSA)

QF5.3 Supponga che un rischio alimentare serio sia identificato in un cibo che lei mangia regolarmente come il pesce, il pollo o l'insalata. Quanta fiducia avrebbe nelle seguenti fonti, relativamente al fatto che possano fornirle informazioni accurate su questo rischio?

Autorità nazionali e Autorità Europea per la Sicurezza Alimentare (EFSA)

		Tout à fait confiance	Plutôt confiance	Plutôt pas confiance	Pas du tout confiance	NSP	Total 'Confiance'	Total 'Pas confiance'
		Very confident	Fairly confident	Not very confident	Not at all confident	DK	Total 'Confident'	Total 'Not confident'
		Sehr zuversichtlich	Eher vertrauen	Eher nicht vertrauen	Überhaupt nicht zuversichtlich	WN	Gesamt 'Zuversichtlich'	Gesamt 'Nicht zuversichtlich'
		Molto fiducioso	Si fida	Non ha fiducia	Per nulla fiducioso	NS	Totale 'Ha fiducia'	Totale 'Non ha fiducia'
%		EB 73.5	EB 73.5	EB 73.5	EB 73.5	EB 73.5	EB 73.5	EB 73.5
	EU 27	13	51	21	6	9	64	27
	BE	16	60	16	5	3	76	21
	BG	23	46	11	5	15	69	16
	CZ	14	56	17	4	9	70	21
	DK	20	50	20	4	6	70	24
	D-W	13	44	29	7	7	57	36
	DE	13	43	29	8	7	56	37
	D-E	13	39	31	10	7	52	41
	EE	14	54	15	4	13	68	19
	IE	27	50	11	3	9	77	14
	EL	10	50	29	9	2	60	38
	ES	13	58	16	4	9	71	20
	FR	14	49	19	9	9	63	28
	IT	9	52	23	7	9	61	30
	CY	21	55	17	5	2	76	22
	LV	8	47	25	6	14	55	31
	LT	8	44	28	7	13	52	35
	LU	14	59	16	5	6	73	21
	HU	17	56	19	3	5	73	22
	MT	28	47	11	5	9	75	16
	NL	20	57	13	4	6	77	17
	AT	15	55	21	4	5	70	25
	PL	7	46	29	6	12	53	35
	PT	13	52	23	2	10	65	25
	RO	19	47	18	3	13	66	21
	SI	11	54	24	6	5	65	30
	SK	14	64	13	1	8	78	14
	FI	27	57	13	1	2	84	14
	SE	20	58	15	4	3	78	19
	UK	11	54	19	7	9	65	26

QF5.4 Supposons qu'un risque alimentaire grave ait été détecté dans un aliment que vous consommez régulièrement comme du poisson, du poulet ou de la salade. Dans quelle mesure feriez-vous confiance aux sources suivantes pour vous donner des informations exactes sur ce risque ?

Les institutions européennes

QF5.4 Suppose a serious food risk were found in a food you eat regularly such as fish, chicken or salad. How much confidence would you have in the following sources to give you accurate information about this risk?































European institutions

QF5.4 Einmal angenommen, in einem Lebensmittel, das Sie regelmäßig essen, wie Fisch, Hühnchen oder Salat, würde ein ernsthaftes Lebensmittelrisiko entdeckt werden. Wie zuversichtlich wären Sie, dass die folgenden Informationsquellen Sie über die Gefahr korrekt informieren?

Europäische Institutionen

QF5.4 Supponga che un rischio alimentare serio sia identificato in un cibo che lei mangia regolarmente come il pesce, il pollo o l'insalata. Quanta fiducia avrebbe nelle seguenti fonti, relativamente al fatto che possano fornirle informazioni accurate su questo rischio?

Istituzioni europee

		Tout à fait confiance	Plutôt confiance	Plutôt pas confiance	Pas du tout confiance	NSP	Total 'Confiance'	Total 'Pas confiance'
		Very confident	Fairly confident	Not very confident	Not at all confident	DK	Total 'Confident'	Total 'Not confident'
		Sehr zuversichtlich	Eher vertrauen	Eher nicht vertrauen	Überhaupt nicht zuversichtlich	WN	Gesamt 'Zuversichtlich'	Gesamt 'Nicht zuversichtlich'
		Molto fiducioso	Si fida	Non ha fiducia	Per nulla fiducioso	NS	Totale 'Ha fiducia'	Totale 'Non ha fiducia'
%		EB 73.5	EB 73.5	EB 73.5	EB 73.5	EB 73.5	EB 73.5	EB 73.5
	EU 27	9	48	28	8	7	57	36
	BE	10	56	24	6	4	66	30
	BG	23	49	12	5	11	72	17
	CZ	8	56	26	5	5	64	31
	DK	13	50	28	5	4	63	33
	D-W	8	43	34	9	6	51	43
	DE	8	42	34	10	6	50	44
	D-E	9	37	35	15	4	46	50
	EE	7	55	23	5	10	62	28
	IE	17	51	18	4	10	68	22
	EL	6	45	37	10	2	51	47
	ES	9	59	20	6	6	68	26
	FR	8	46	29	12	5	54	41
	IT	7	51	27	7	8	58	34
	CY	19	59	16	4	2	78	20
	LV	6	47	33	9	5	53	42
	LT	5	51	28	7	9	56	35
	LU	10	57	25	4	4	67	29
	HU	11	58	21	5	5	69	26
	MT	23	52	13	4	8	75	17
	NL	12	51	23	7	7	63	30
	AT	11	51	28	6	4	62	34
	PL	6	44	33	6	11	50	39
	PT	10	54	23	4	9	64	27
	RO	15	50	21	4	10	65	25
	SI	6	52	30	8	4	58	38
	SK	9	66	19	2	4	75	21
	FI	9	59	26	2	4	68	28
	SE	7	51	28	7	7	58	35
	UK	5	40	31	12	12	45	43

QF5.5 Supposons qu'un risque alimentaire grave ait été détecté dans un aliment que vous consommez régulièrement comme du poisson, du poulet ou de la salade. Dans quelle mesure feriez-vous confiance aux sources suivantes pour vous donner des informations exactes sur ce risque ?

Le Gouvernement (NATIONALITE)

QF5.5 Suppose a serious food risk were found in a food you eat regularly such as fish, chicken or salad. How much confidence would you have in the following sources to give you accurate information about this risk?































(NATIONALITY) Government

QF5.5 Einmal angenommen, in einem Lebensmittel, das Sie regelmäßig essen, wie Fisch, Hühnchen oder Salat, würde ein ernsthaftes Lebensmittelrisiko entdeckt werden. Wie zuversichtlich wären Sie, dass die folgenden Informationsquellen Sie über die Gefahr korrekt informieren?

Die (NATIONALITÄT) Bundesregierung

QF5.5 Supponga che un rischio alimentare serio sia identificato in un cibo che lei mangia regolarmente come il pesce, il pollo o l'insalata. Quanta fiducia avrebbe nelle seguenti fonti, relativamente al fatto che possano fornirle informazioni accurate su questo rischio?

Il (NAZIONALITA) Governo

		Tout à fait confiance	Plutôt confiance	Plutôt pas confiance	Pas du tout confiance	NSP	Total 'Confiance'	Total 'Pas confiance'
		Very confident	Fairly confident	Not very confident	Not at all confident	DK	Total 'Confident'	Total 'Not confident'
		Sehr zuversichtlich	Eher vertrauen	Eher nicht vertrauen	Überhaupt nicht zuversichtlich	WN	Gesamt 'Zuversichtlich'	Gesamt 'Nicht zuversichtlich'
		Molto fiducioso	Si fida	Non ha fiducia	Per nulla fiducioso	NS	Totale 'Ha fiducia'	Totale 'Non ha fiducia'
%		EB 73.5	EB 73.5	EB 73.5	EB 73.5	EB 73.5	EB 73.5	EB 73.5
	EU 27	7	40	34	16	3	47	50
	BE	8	50	27	13	2	58	40
	BG	11	39	28	14	8	50	42
	CZ	5	37	35	21	2	42	56
	DK	18	48	26	7	1	66	33
	D-W	9	40	38	10	3	49	48
	DE	9	38	38	12	3	47	50
	D-E	7	33	39	19	2	40	58
	EE	8	52	26	10	4	60	36
	IE	14	41	26	15	4	55	41
	EL	3	27	45	24	1	30	69
	ES	7	45	28	17	3	52	45
	FR	7	33	37	21	2	40	58
	IT	5	38	39	13	5	43	52
	CY	18	44	24	13	1	62	37
	LV	2	23	42	31	2	25	73
	LT	1	21	38	37	3	22	75
	LU	13	60	21	4	2	73	25
	HU	11	44	31	11	3	55	42
	MT	18	51	18	10	3	69	28
	NL	15	54	23	6	2	69	29
	AT	15	58	22	3	2	73	25
	PL	4	34	40	17	5	38	57
	PT	6	43	33	13	5	49	46
	RO	4	30	41	21	4	34	62
	SI	3	34	39	23	1	37	62
	SK	6	50	31	10	3	56	41
	FI	13	54	28	4	1	67	32
	SE	14	56	20	9	1	70	29
	UK	6	45	28	18	3	51	46

QF5.6 Supposons qu'un risque alimentaire grave ait été détecté dans un aliment que vous consommez régulièrement comme du poisson, du poulet ou de la salade. Dans quelle mesure feriez-vous confiance aux sources suivantes pour vous donner des informations exactes sur ce risque ?

Les associations de consommateurs

QF5.6 Suppose a serious food risk were found in a food you eat regularly such as fish, chicken or salad. How much confidence would you have in the following sources to give you accurate information about this risk?































Consumer organisations

QF5.6 Einmal angenommen, in einem Lebensmittel, das Sie regelmäßig essen, wie Fisch, Hühnchen oder Salat, würde ein ernsthaftes Lebensmittelrisiko entdeckt werden. Wie zuversichtlich wären Sie, dass die folgenden Informationsquellen Sie über die Gefahr korrekt informieren?

Verbraucherverbände

QF5.6 Supponga che un rischio alimentare serio sia identificato in un cibo che lei mangia regolarmente come il pesce, il pollo o l'insalata. Quanta fiducia avrebbe nelle seguenti fonti, relativamente al fatto che possano fornirle informazioni accurate su questo rischio?

Associazioni dei consumatori

		Tout à fait confiance	Plutôt confiance	Plutôt pas confiance	Pas du tout confiance	NSP	Total 'Confiance'	Total 'Pas confiance'
		Very confident	Fairly confident	Not very confident	Not at all confident	DK	Total 'Confident'	Total 'Not confident'
		Sehr zuversichtlich	Eher vertrauen	Eher nicht vertrauen	Überhaupt nicht zuversichtlich	WN	Gesamt 'Zuversichtlich'	Gesamt 'Nicht zuversichtlich'
		Molto fiducioso	Si fida	Non ha fiducia	Per nulla fiducioso	NS	Totale 'Ha fiducia'	Totale 'Non ha fiducia'
%		EB 73.5	EB 73.5	EB 73.5	EB 73.5	EB 73.5	EB 73.5	EB 73.5
	EU 27	18	58	16	4	4	76	20
	BE	18	59	17	4	2	77	21
	BG	14	49	19	9	9	63	28
	CZ	21	68	8	2	1	89	10
	DK	27	60	10	1	2	87	11
	D-W	34	50	11	2	3	84	13
	DE	34	49	11	3	3	83	14
	D-E	32	45	14	5	4	77	19
	EE	17	62	14	4	3	79	18
	IE	19	53	16	6	6	72	22
	EL	8	48	35	8	1	56	43
	ES	11	68	14	3	4	79	17
	FR	25	60	9	5	1	85	14
	IT	14	57	20	5	4	71	25
	CY	21	52	19	7	1	73	26
	LV	13	58	20	5	4	71	25
	LT	4	47	31	7	11	51	38
	LU	15	63	14	4	4	78	18
	HU	16	59	19	3	3	75	22
	MT	16	53	17	7	7	69	24
	NL	21	66	9	2	2	87	11
	AT	28	57	13	1	1	85	14
	PL	9	52	26	5	8	61	31
	PT	13	60	20	3	4	73	23
	RO	15	50	27	4	4	65	31
	SI	12	59	20	5	4	71	25
	SK	9	63	22	3	3	72	25
	FI	13	70	14	1	2	83	15
	SE	16	68	13	2	1	84	15
	UK	10	61	19	5	5	71	24

QF5.7 Supposons qu'un risque alimentaire grave ait été détecté dans un aliment que vous consommez régulièrement comme du poisson, du poulet ou de la salade. Dans quelle mesure feriez-vous confiance aux sources suivantes pour vous donner des informations exactes sur ce risque ?

Les groupes de défense de l'environnement

QF5.7 Suppose a serious food risk were found in a food you eat regularly such as fish, chicken or salad. How much confidence would you have in the following sources to give you accurate information about this risk?































Environmental protection groups

QF5.7 Einmal angenommen, in einem Lebensmittel, das Sie regelmäßig essen, wie Fisch, Hühnchen oder Salat, würde ein ernsthaftes Lebensmittelrisiko entdeckt werden. Wie zuversichtlich wären Sie, dass die folgenden Informationsquellen Sie über die Gefahr korrekt informieren?

Umweltschutzgruppen

QF5.7 Supponga che un rischio alimentare serio sia identificato in un cibo che lei mangia regolarmente come il pesce, il pollo o l'insalata. Quanta fiducia avrebbe nelle seguenti fonti, relativamente al fatto che possano fornirle informazioni accurate su questo rischio?

Gruppi per la protezione ambientale

		Tout à fait confiance	Plutôt confiance	Plutôt pas confiance	Pas du tout confiance	NSP	Total 'Confiance'	Total 'Pas confiance'
		Very confident	Fairly confident	Not very confident	Not at all confident	DK	Total 'Confident'	Total 'Not confident'
		Sehr zuversichtlich	Eher vertrauen	Eher nicht vertrauen	Überhaupt nicht zuversichtlich	WN	Gesamt 'Zuversichtlich'	Gesamt 'Nicht zuversichtlich'
		Molto fiducioso	Si fida	Non ha fiducia	Per nulla fiducioso	NS	Totale 'Ha fiducia'	Totale 'Non ha fiducia'
%		EB 73.5	EB 73.5	EB 73.5	EB 73.5	EB 73.5	EB 73.5	EB 73.5
	EU 27	16	55	20	5	4	71	25
	BE	15	60	18	5	2	75	23
	BG	16	46	16	8	14	62	24
	CZ	14	61	19	5	1	75	24
	DK	20	56	19	3	2	76	22
	D-W	34	49	12	2	3	83	14
	DE	32	49	13	3	3	81	16
	D-E	25	49	18	5	3	74	23
	EE	12	63	17	4	4	75	21
	IE	21	50	16	6	7	71	22
	EL	13	53	26	7	1	66	33
	ES	13	63	15	4	5	76	19
	FR	18	57	17	6	2	75	23
	IT	10	58	21	6	5	68	27
	CY	19	56	18	6	1	75	24
	LV	12	62	19	3	4	74	22
	LT	6	51	30	6	7	57	36
	LU	13	55	25	4	3	68	29
	HU	16	59	20	3	2	75	23
	MT	16	51	18	6	9	67	24
	NL	13	53	22	8	4	66	30
	AT	27	58	11	2	2	85	13
	PL	9	50	28	4	9	59	32
	PT	13	56	22	3	6	69	25
	RO	13	48	27	5	7	61	32
	SI	12	62	19	5	2	74	24
	SK	13	67	15	2	3	80	17
	FI	10	56	29	4	1	66	33
	SE	9	53	29	6	3	62	35
	UK	9	53	26	7	5	62	33

QF5.8 Supposons qu'un risque alimentaire grave ait été détecté dans un aliment que vous consommez régulièrement comme du poisson, du poulet ou de la salade. Dans quelle mesure feriez-vous confiance aux sources suivantes pour vous donner des informations exactes sur ce risque ?

Les agriculteurs

QF5.8 Suppose a serious food risk were found in a food you eat regularly such as fish, chicken or salad. How much confidence would you have in the following sources to give you accurate information about this risk?































Farmers

QF5.8 Einmal angenommen, in einem Lebensmittel, das Sie regelmäßig essen, wie Fisch, Hühnchen oder Salat, würde ein ernsthaftes Lebensmittelrisiko entdeckt werden. Wie zuversichtlich wären Sie, dass die folgenden Informationsquellen Sie über die Gefahr korrekt informieren?

Landwirte

QF5.8 Supponga che un rischio alimentare serio sia identificato in un cibo che lei mangia regolarmente come il pesce, il pollo o l'insalata. Quanta fiducia avrebbe nelle seguenti fonti, relativamente al fatto che possano fornirle informazioni accurate su questo rischio?

Agricoltori

		Tout à fait confiance	Plutôt confiance	Plutôt pas confiance	Pas du tout confiance	NSP	Total 'Confiance'	Total 'Pas confiance'
		Very confident	Fairly confident	Not very confident	Not at all confident	DK	Total 'Confident'	Total 'Not confident'
		Sehr zuversichtlich	Eher vertrauen	Eher nicht vertrauen	Überhaupt nicht zuversichtlich	WN	Gesamt 'Zuversichtlich'	Gesamt 'Nicht zuversichtlich'
		Molto fiducioso	Si fida	Non ha fiducia	Per nulla fiducioso	NS	Totale 'Ha fiducia'	Totale 'Non ha fiducia'
%		EB 73.5	EB 73.5	EB 73.5	EB 73.5	EB 73.5	EB 73.5	EB 73.5
	EU 27	11	47	30	8	4	58	38
	BE	9	50	31	9	1	59	40
	BG	15	39	30	9	7	54	39
	CZ	10	60	25	3	2	70	28
	DK	6	36	43	14	1	42	57
	D-W	8	33	40	15	4	41	55
	DE	8	33	39	16	4	41	55
	D-E	10	33	37	18	2	43	55
	EE	10	56	27	4	3	66	31
	IE	14	43	26	14	3	57	40
	EL	5	21	50	23	1	26	73
	ES	21	63	11	3	2	84	14
	FR	12	48	29	8	3	60	37
	IT	7	47	32	8	6	54	40
	CY	11	34	38	14	3	45	52
	LV	12	57	25	4	2	69	29
	LT	8	52	31	6	3	60	37
	LU	11	46	35	6	2	57	41
	HU	18	52	23	5	2	70	28
	MT	12	37	35	12	4	49	47
	NL	7	42	39	9	3	49	48
	AT	26	53	17	2	2	79	19
	PL	8	48	34	5	5	56	39
	PT	8	52	32	4	4	60	36
	RO	8	39	38	10	5	47	48
	SI	12	52	28	6	2	64	34
	SK	10	65	21	1	3	75	22
	FI	9	58	29	3	1	67	32
	SE	9	47	34	9	1	56	43
	UK	11	53	26	6	4	64	32

QF5.9 Supposons qu'un risque alimentaire grave ait été détecté dans un aliment que vous consommez régulièrement comme du poisson, du poulet ou de la salade. Dans quelle mesure feriez-vous confiance aux sources suivantes pour vous donner des informations exactes sur ce risque ?

L'industrie agroalimentaire

QF5.9 Suppose a serious food risk were found in a food you eat regularly such as fish, chicken or salad. How much confidence would you have in the following sources to give you accurate information about this risk?































Food manufacturers

QF5.9 Einmal angenommen, in einem Lebensmittel, das Sie regelmäßig essen, wie Fisch, Hühnchen oder Salat, würde ein ernsthaftes Lebensmittelrisiko entdeckt werden. Wie zuversichtlich wären Sie, dass die folgenden Informationsquellen Sie über die Gefahr korrekt informieren?

Lebensmittelhersteller

QF5.9 Supponga che un rischio alimentare serio sia identificato in un cibo che lei mangia regolarmente come il pesce, il pollo o l'insalata. Quanta fiducia avrebbe nelle seguenti fonti, relativamente al fatto che possano fornirle informazioni accurate su questo rischio?

Produttori alimentari

		Tout à fait confiance	Plutôt confiance	Plutôt pas confiance	Pas du tout confiance	NSP	Total 'Confiance'	Total 'Pas confiance'
		Very confident	Fairly confident	Not very confident	Not at all confident	DK	Total 'Confident'	Total 'Not confident'
		Sehr zuversichtlich	Eher vertrauen	Eher nicht vertrauen	Überhaupt nicht zuversichtlich	WN	Gesamt 'Zuversichtlich'	Gesamt 'Nicht zuversichtlich'
		Molto fiducioso	Si fida	Non ha fiducia	Per nulla fiducioso	NS	Totale 'Ha fiducia'	Totale 'Non ha fiducia'
%		EB 73.5	EB 73.5	EB 73.5	EB 73.5	EB 73.5	EB 73.5	EB 73.5
	EU 27	5	30	41	21	3	35	62
	BE	4	35	37	23	1	39	60
	BG	9	18	48	19	6	27	67
	CZ	4	47	38	9	2	51	47
	DK	5	26	50	18	1	31	68
	D-W	5	17	41	35	2	22	76
	DE	5	17	41	35	2	22	76
	D-E	5	18	39	36	2	23	75
	EE	5	44	38	11	2	49	49
	IE	7	33	38	18	4	40	56
	EL	3	15	52	30	0	18	82
	ES	5	45	34	13	3	50	47
	FR	3	22	41	31	3	25	72
	IT	4	34	44	12	6	38	56
	CY	9	25	46	18	2	34	64
	LV	4	30	49	15	2	34	64
	LT	1	25	51	22	1	26	73
	LU	5	25	45	24	1	30	69
	HU	6	28	45	19	2	34	64
	MT	6	25	41	24	4	31	65
	NL	4	26	47	22	1	30	69
	AT	10	41	37	9	3	51	46
	PL	4	22	49	20	5	26	69
	PT	6	48	34	7	5	54	41
	RO	7	30	43	17	3	37	60
	SI	3	34	46	16	1	37	62
	SK	6	48	37	6	3	54	43
	FI	8	57	31	3	1	65	34
	SE	4	28	46	21	1	32	67
	UK	4	38	37	18	3	42	55

QF5.10 Supposons qu'un risque alimentaire grave ait été détecté dans un aliment que vous consommez régulièrement comme du poisson, du poulet ou de la salade. Dans quelle mesure feriez-vous confiance aux sources suivantes pour vous donner des informations exactes sur ce risque ?

Les supermarchés et les magasins

QF5.10 Suppose a serious food risk were found in a food you eat regularly such as fish, chicken or salad. How much confidence would you have in the following sources to give you accurate information about this risk?































Supermarkets and shops

QF5.10 Einmal angenommen, in einem Lebensmittel, das Sie regelmäßig essen, wie Fisch, Hühnchen oder Salat, würde ein ernsthaftes Lebensmittelrisiko entdeckt werden. Wie zuversichtlich wären Sie, dass die folgenden Informationsquellen Sie über die Gefahr korrekt informieren?

Supermärkte und Geschäfte

QF5.10 Supponga che un rischio alimentare serio sia identificato in un cibo che lei mangia regolarmente come il pesce, il pollo o l'insalata. Quanta fiducia avrebbe nelle seguenti fonti, relativamente al fatto che possano fornirle informazioni accurate su questo rischio?

Supermercati e negozi

		Tout à fait confiance	Plutôt confiance	Plutôt pas confiance	Pas du tout confiance	NSP	Total 'Confiance'	Total 'Pas confiance'
		Very confident	Fairly confident	Not very confident	Not at all confident	DK	Total 'Confident'	Total 'Not confident'
		Sehr zuversichtlich	Eher vertrauen	Eher nicht vertrauen	Überhaupt nicht zuversichtlich	WN	Gesamt 'Zuversichtlich'	Gesamt 'Nicht zuversichtlich'
		Molto fiducioso	Si fida	Non ha fiducia	Per nulla fiducioso	NS	Totale 'Ha fiducia'	Totale 'Non ha fiducia'
%		EB 73.5	EB 73.5	EB 73.5	EB 73.5	EB 73.5	EB 73.5	EB 73.5
	EU 27	4	32	40	21	3	36	61
	BE	5	41	38	15	1	46	53
	BG	5	18	48	24	5	23	72
	CZ	2	33	44	20	1	35	64
	DK	3	26	52	18	1	29	70
	D-W	5	22	46	25	2	27	71
	DE	5	22	45	26	2	27	71
	D-E	5	21	42	30	2	26	72
	EE	2	33	48	15	2	35	63
	IE	8	39	34	16	3	47	50
	EL	1	5	47	47	0	6	94
	ES	7	60	24	8	1	67	32
	FR	2	24	39	33	2	26	72
	IT	5	39	41	9	6	44	50
	CY	3	13	51	29	4	16	80
	LV	2	18	52	27	1	20	79
	LT	1	23	47	28	1	24	75
	LU	6	30	45	18	1	36	63
	HU	3	25	45	26	1	28	71
	MT	5	27	39	24	5	32	63
	NL	4	33	45	16	2	37	61
	AT	11	47	32	8	2	58	40
	PL	1	14	44	37	4	15	81
	PT	5	42	39	10	4	47	49
	RO	5	20	46	25	4	25	71
	SI	2	27	49	21	1	29	70
	SK	2	36	46	15	1	38	61
	FI	5	52	36	6	1	57	42
	SE	3	25	50	21	1	28	71
	UK	4	42	35	16	3	46	51

QF5.11 Supposons qu'un risque alimentaire grave ait été détecté dans un aliment que vous consommez régulièrement comme du poisson, du poulet ou de la salade. Dans quelle mesure feriez-vous confiance aux sources suivantes pour vous donner des informations exactes sur ce risque ?

Votre médecin ou autre professionnel de la santé

QF5.11 Suppose a serious food risk were found in a food you eat regularly such as fish, chicken or salad. How much confidence would you have in the following sources to give you accurate information about this risk?































Your physician\ doctor and other health professionals

QF5.11 Einmal angenommen, in einem Lebensmittel, das Sie regelmäßig essen, wie Fisch, Hühnchen oder Salat, würde ein ernsthaftes Lebensmittelrisiko entdeckt werden. Wie zuversichtlich wären Sie, dass die folgenden Informationsquellen Sie über die Gefahr korrekt informieren?

Ihr Arzt/ Doktor oder andere Fachleute des Gesundheitswesens

QF5.11 Supponga che un rischio alimentare serio sia identificato in un cibo che lei mangia regolarmente come il pesce, il pollo o l'insalata. Quanta fiducia avrebbe nelle seguenti fonti, relativamente al fatto che possano fornirle informazioni accurate su questo rischio?

Medici di famiglia e altri operatori sanitari

		Tout à fait confiance	Plutôt confiance	Plutôt pas confiance	Pas du tout confiance	NSP	Total 'Confiance'	Total 'Pas confiance'
		Very confident	Fairly confident	Not very confident	Not at all confident	DK	Total 'Confident'	Total 'Not confident'
		Sehr zuversichtlich	Eher vertrauen	Eher nicht vertrauen	Überhaupt nicht zuversichtlich	WN	Gesamt 'Zuversichtlich'	Gesamt 'Nicht zuversichtlich'
		Molto fiducioso	Si fida	Non ha fiducia	Per nulla fiducioso	NS	Totale 'Ha fiducia'	Totale 'Non ha fiducia'
%		EB 73.5	EB 73.5	EB 73.5	EB 73.5	EB 73.5	EB 73.5	EB 73.5
	EU 27	31	53	11	3	2	84	14
	BE	45	48	4	2	1	93	6
	BG	28	55	8	3	6	83	11
	CZ	29	63	6	1	1	92	7
	DK	50	43	5	1	1	93	6
	D-W	30	46	16	5	3	76	21
	DE	29	47	16	6	2	76	22
	D-E	22	50	19	8	1	72	27
	EE	29	57	9	3	2	86	12
	IE	42	48	7	1	2	90	8
	EL	33	51	13	3	0	84	16
	ES	44	50	4	1	1	94	5
	FR	39	53	5	2	1	92	7
	IT	13	62	18	5	2	75	23
	CY	50	42	7	1	0	92	8
	LV	24	59	12	3	2	83	15
	LT	17	59	19	3	2	76	22
	LU	36	55	7	1	1	91	8
	HU	40	49	8	2	1	89	10
	MT	63	32	3	1	1	95	4
	NL	35	56	6	2	1	91	8
	AT	42	49	7	1	1	91	8
	PL	14	56	21	4	5	70	25
	PT	34	51	11	2	2	85	13
	RO	34	52	10	2	2	86	12
	SI	35	54	7	2	2	89	9
	SK	22	67	9	1	1	89	10
	FI	32	60	6	1	1	92	7
	SE	31	59	8	1	1	90	9
	UK	36	54	7	2	1	90	9

QF5.12 Supposons qu'un risque alimentaire grave ait été détecté dans un aliment que vous consommez régulièrement comme du poisson, du poulet ou de la salade. Dans quelle mesure feriez-vous confiance aux sources suivantes pour vous donner des informations exactes sur ce risque ?

La famille et les amis

QF5.12 Suppose a serious food risk were found in a food you eat regularly such as fish, chicken or salad. How much confidence would you have in the following sources to give you accurate information about this risk?































Family and friends

QF5.12 Einmal angenommen, in einem Lebensmittel, das Sie regelmäßig essen, wie Fisch, Hühnchen oder Salat, würde ein ernsthaftes Lebensmittelrisiko entdeckt werden. Wie zuversichtlich wären Sie, dass die folgenden Informationsquellen Sie über die Gefahr korrekt informieren?

Die Familie und Freunde

QF5.12 Supponga che un rischio alimentare serio sia identificato in un cibo che lei mangia regolarmente come il pesce, il pollo o l'insalata. Quanta fiducia avrebbe nelle seguenti fonti, relativamente al fatto che possano fornirle informazioni accurate su questo rischio?

La famiglia e gli amici

		Tout à fait confiance	Plutôt confiance	Plutôt pas confiance	Pas du tout confiance	NSP	Total 'Confiance'	Total 'Pas confiance'
		Very confident	Fairly confident	Not very confident	Not at all confident	DK	Total 'Confident'	Total 'Not confident'
		Sehr zuversichtlich	Eher vertrauen	Eher nicht vertrauen	Überhaupt nicht zuversichtlich	WN	Gesamt 'Zuversichtlich'	Gesamt 'Nicht zuversichtlich'
		Molto fiducioso	Si fida	Non ha fiducia	Per nulla fiducioso	NS	Totale 'Ha fiducia'	Totale 'Non ha fiducia'
%		EB 73.5	EB 73.5	EB 73.5	EB 73.5	EB 73.5	EB 73.5	EB 73.5
	EU 27	30	52	13	3	2	82	16
	BE	23	56	15	5	1	79	20
	BG	42	50	4	2	2	92	6
	CZ	51	45	3	1	0	96	4
	DK	37	46	13	3	1	83	16
	D-W	40	42	12	3	3	82	15
	DE	39	43	12	3	3	82	15
	D-E	35	46	14	3	2	81	17
	EE	43	47	7	1	2	90	8
	IE	28	56	11	2	3	84	13
	EL	18	48	29	5	0	66	34
	ES	45	46	5	2	2	91	7
	FR	20	58	15	4	3	78	19
	IT	21	59	13	5	2	80	18
	CY	37	54	7	2	0	91	9
	LV	36	56	6	1	1	92	7
	LT	47	47	5	0	1	94	5
	LU	23	50	22	4	1	73	26
	HU	39	53	6	1	1	92	7
	MT	46	41	10	1	2	87	11
	NL	16	51	25	6	2	67	31
	AT	38	51	8	2	1	89	10
	PL	28	55	12	2	3	83	14
	PT	28	59	10	1	2	87	11
	RO	36	52	9	1	2	88	10
	SI	55	39	5	1	0	94	6
	SK	40	56	4	0	0	96	4
	FI	19	59	19	2	1	78	21
	SE	17	54	22	6	1	71	28
	UK	26	53	14	4	3	79	18

QF5.13 Supposons qu'un risque alimentaire grave ait été détecté dans un aliment que vous consommez régulièrement comme du poisson, du poulet ou de la salade. Dans quelle mesure feriez-vous confiance aux sources suivantes pour vous donner des informations exactes sur ce risque ?

De l'information trouvée sur Internet

QF5.13 Suppose a serious food risk were found in a food you eat regularly such as fish, chicken or salad. How much confidence would you have in the following sources to give you accurate information about this risk?































Information found on the Internet

QF5.13 Einmal angenommen, in einem Lebensmittel, das Sie regelmäßig essen, wie Fisch, Hühnchen oder Salat, würde ein ernsthaftes Lebensmittelrisiko entdeckt werden. Wie zuversichtlich wären Sie, dass die folgenden Informationsquellen Sie über die Gefahr korrekt informieren?

Informationen aus dem Internet

QF5.13 Supponga che un rischio alimentare serio sia identificato in un cibo che lei mangia regolarmente come il pesce, il pollo o l'insalata. Quanta fiducia avrebbe nelle seguenti fonti, relativamente al fatto che possano fornirle informazioni accurate su questo rischio?

Informazioni reperite su Internet































		Tout à fait confiance	Plutôt confiance	Plutôt pas confiance	Pas du tout confiance	NSP	Total 'Confiance'	Total 'Pas confiance'
		Very confident	Fairly confident	Not very confident	Not at all confident	DK	Total 'Confident'	Total 'Not confident'
		Sehr zuversichtlich	Eher vertrauen	Eher nicht vertrauen	Überhaupt nicht zuversichtlich	WN	Gesamt 'Zuversichtlich'	Gesamt 'Nicht zuversichtlich'
		Molto fiducioso	Si fida	Non ha fiducia	Per nulla fiducioso	NS	Totale 'Ha fiducia'	Totale 'Non ha fiducia'
%		EB 73.5	EB 73.5	EB 73.5	EB 73.5	EB 73.5	EB 73.5	EB 73.5
	EU 27	6	35	30	13	16	41	43
	BE	6	38	32	15	9	44	47
	BG	12	31	14	8	35	43	22
	CZ	7	51	22	4	16	58	26
	DK	6	49	29	5	11	55	34
	D-W	12	40	22	11	15	52	33
	DE	11	38	24	12	15	49	36
	D-E	11	30	27	15	17	41	42
	EE	4	42	29	7	18	46	36
	IE	13	43	22	8	14	56	30
	EL	7	35	32	14	12	42	46
	ES	2	33	28	15	22	35	43
	FR	3	27	35	20	15	30	55
	IT	5	39	31	10	15	44	41
	CY	9	29	21	10	31	38	31
	LV	4	34	36	14	12	38	50
	LT	3	35	31	8	23	38	39
	LU	3	30	43	13	11	33	56
	HU	6	32	32	14	16	38	46
	MT	14	38	17	8	23	52	25
	NL	6	43	33	9	9	49	42
	AT	10	40	25	11	14	50	36
	PL	5	31	33	11	20	36	44
	PT	7	39	22	9	23	46	31
	RO	9	36	21	8	26	45	29
	SI	3	35	34	12	16	38	46
	SK	8	50	24	6	12	58	30
	FI	3	39	41	10	7	42	51
	SE	1	25	42	23	9	26	65
	UK	5	33	34	13	15	38	47

QF6.1 Dans quelle mesure êtes-vous d'accord ou pas d'accord avec chacune des propositions suivantes ?
Les aliments sont plus sûrs aujourd'hui qu'il y a dix ans

QF6.1 To what extent do you agree or not with each of the following statements?
Food today is safer compared to ten years ago

QF6.1 Bitte sagen Sie mir für jede der folgenden Aussagen, inwieweit Sie ihr zustimmen oder nicht zustimmen?
Lebensmittel sind heute sicherer als vor zehn Jahren

QF6.1 Quanto è d'accordo con ognuna delle seguenti frasi?
Oggi il cibo è più sicuro rispetto a 10 anni fa































		Tout à fait d'accord	Plutôt d'accord	Plutôt pas d'accord	Pas du tout d'accord	NSP	Total 'D'accord'	Total 'Pas d'accord'
		Totally agree	Tend to agree	Tend to disagree	Totally disagree	DK	Total 'Agree'	Total 'Disagree'
		Stimme voll und ganz zu	Stimme eher zu	Stimme eher nicht zu	Stimme überhaupt nicht zu	WN	Gesamt 'Stimme zu'	Gesamt 'Stimme nicht zu'
		Completamente d'accordo	Abbastanza d'accordo	Abbastanza in disaccordo	Completamente in disaccordo	NS	Totale 'Accordo'	Totale 'Disaccordo'
%		EB 73.5	EB 73.5	EB 73.5	EB 73.5	EB 73.5	EB 73.5	EB 73.5
	EU 27	9	33	33	18	7	42	51
	BE	15	41	27	12	5	56	39
	BG	2	7	35	49	7	9	84
	CZ	7	39	34	15	5	46	49
	DK	12	37	37	10	4	49	47
	D-W	12	35	31	14	8	47	45
	DE	11	33	32	15	9	44	47
	D-E	7	26	35	22	10	33	57
	EE	6	24	44	21	5	30	65
	IE	17	49	19	9	6	66	28
	EL	7	25	40	26	2	32	66
	ES	13	33	28	19	7	46	47
	FR	4	29	41	20	6	33	61
	IT	6	29	37	19	9	35	56
	CY	17	23	24	33	3	40	57
	LV	3	11	38	46	2	14	84
	LT	4	13	33	45	5	17	78
	LU	10	31	39	13	7	41	52
	HU	8	27	35	26	4	35	61
	MT	25	42	17	11	5	67	28
	NL	11	40	30	8	11	51	38
	AT	17	35	31	11	6	52	42
	PL	6	27	37	20	10	33	57
	PT	7	32	35	16	10	39	51
	RO	3	14	32	47	4	17	79
	SI	7	21	37	31	4	28	68
	SK	8	37	32	18	5	45	50
	FI	11	46	34	6	3	57	40
	SE	13	39	32	10	6	52	42
	UK	12	47	23	9	9	59	32

QF6.2 Dans quelle mesure êtes-vous d'accord ou pas d'accord avec chacune des propositions suivantes ?
Les aliments produits au sein de l'UE sont plus sûrs que ceux importés de pays extérieurs à l'UE

QF6.2 To what extent do you agree or not with each of the following statements?
Food produced in the EU is safer than food imported from outside the EU

QF6.2 Bitte sagen Sie mir für jede der folgenden Aussagen, inwieweit Sie ihr zustimmen oder nicht zustimmen?
Lebensmittel, die in der EU hergestellt wurden, sind sicherer als Lebensmittel, die von außerhalb der EU importiert werden

QF6.2 Quanto è d'accordo con ognuna delle seguenti frasi?
Gli alimenti prodotti nell'UE sono più sicuri di quelli importati da Paesi al di fuori dell'UE





























	%	Tout à fait d'accord		Plutôt d'accord		Plutôt pas d'accord		Pas du tout d'accord		NSP		Total 'D'accord'		Total 'Pas d'accord'	
		Totally agree		Tend to agree		Tend to disagree		Totally disagree		DK		Total 'Agree'		Total 'Disagree'	
		Stimme voll und ganz zu		Stimme eher zu		Stimme eher nicht zu		Stimme überhaupt nicht zu		WN		Gesamt 'Stimme zu'		Gesamt 'Stimme nicht zu'	
		Completamente d'accordo		Abbastanza d'accordo		Abbastanza in disaccordo		Completamente in disaccordo		NS		Totale 'Accordo'		Totale 'Disaccordo'	
		EB 73.5	Diff. EB 64.1	EB 73.5	Diff. EB 64.1	EB 73.5	Diff. EB 64.1	EB 73.5	Diff. EB 64.1	EB 73.5	Diff. EB 64.1	EB 73.5	Diff. EB 64.1	EB 73.5	Diff. EB 64.1
 EU 27		16	0	47	3	20	0	6	-1	11	-2	63	3	26	-1
 BE		18	0	49	2	22	-3	5	-2	6	3	67	2	27	-5
 BG		8		41		20		10		21		49		30	
 CZ		14	-3	53	10	20	-1	5	-4	8	-2	67	7	25	-5
 DK		16	2	50	5	26	1	5	-3	3	-5	66	7	31	-2
 D-W		22	5	45	1	19	-1	6	-3	8	-2	67	6	25	-4
 DE		21	4	45	2	19	-1	7	-3	8	-2	66	6	26	-4
 D-E		18	-2	42	2	22	3	11	-1	7	-2	60	0	33	2
 EE		16	5	49	9	21	0	5	-4	9	-10	65	14	26	-4
 IE		21	4	54	6	11	1	2	-1	12	-10	75	10	13	0
 EL		21	2	50	9	18	-1	5	-4	6	-6	71	11	23	-5
 ES		21	5	48	1	15	1	5	1	11	-8	69	6	20	2
 FR		10	-1	51	2	25	1	6	-1	8	-1	61	1	31	0
 IT		16	-9	51	1	17	5	5	1	11	2	67	-8	22	6
 CY		27	-4	45	-3	13	5	4	3	11	-1	72	-7	17	8
 LV		10	0	41	6	33	4	10	-2	6	-8	51	6	43	2
 LT		12	-4	40	4	24	6	8	1	16	-7	52	0	32	7
 LU		13	-10	47	0	24	6	7	2	9	2	60	-10	31	8
 HU		22	4	48	10	17	-9	5	-4	8	-1	70	14	22	-13
 MT		25	-2	48	7	12	0	2	0	13	-5	73	5	14	0
 NL		14	-1	45	4	25	-1	5	-3	11	1	59	3	30	-4
 AT		29	-1	50	5	16	3	2	-3	3	-4	79	4	18	0
 PL		11	-2	45	12	22	-2	4	-3	18	-5	56	10	26	-5
 PT		9	-3	53	3	15	2	2	-1	21	-1	62	0	17	1
 RO		8		34		25		13		20		42		38	
 SI		24	7	48	-3	17	-3	4	-1	7	0	72	4	21	-4
 SK		22	7	58	10	14	-4	1	-4	5	-9	80	17	15	-8
 FI		17	3	60	7	17	-8	3	-2	3	0	77	10	20	-10
 SE		11	0	42	4	32	4	11	-4	4	-4	53	4	43	0
 UK		11	1	46	9	22	-4	6	0	15	-6	57	10	28	-4

QF6.3 Dans quelle mesure êtes-vous d'accord ou pas d'accord avec chacune des propositions suivantes ?
Il existe des lois strictes au sein de l'UE pour garantir la sécurité des aliments

QF6.3 To what extent do you agree or not with each of the following statements?
There are strict laws in the EU to make sure that food is safe

QF6.2 Bitte sagen Sie mir für jede der folgenden Aussagen, inwieweit Sie ihr zustimmen oder nicht zustimmen?
Es gibt strenge Gesetze in der EU, um Lebensmittelsicherheit zu garantieren

QF6.3 Quanto è d'accordo con ognuna delle seguenti frasi?
Ci sono regole restrittive nell'UE che assicurano la sicurezza degli alimenti































		Tout à fait d'accord		Plutôt d'accord		Plutôt pas d'accord		Pas du tout d'accord		NSP		Total 'D'accord'		Total 'Pas d'accord'	
		Totally agree		Tend to agree		Tend to disagree		Totally disagree		DK		Total 'Agree'		Total 'Disagree'	
		Stimme voll und ganz zu		Stimme eher zu		Stimme eher nicht zu		Stimme überhaupt nicht zu		WN		Gesamt 'Stimme zu'		Gesamt 'Stimme nicht zu'	
		Completamente d'accordo		Abbastanza d'accordo		Abbastanza in disaccordo		Completamente in disaccordo		NS		Totale 'Accordo'		Totale 'Disaccordo'	
		EB	Diff. EB	EB	Diff. EB	EB	Diff. EB	EB	Diff. EB	EB	Diff. EB	EB	Diff. EB	EB	Diff. EB
		73.5	64.1	73.5	64.1	73.5	64.1	73.5	64.1	73.5	64.1	73.5	64.1	73.5	64.1
	EU 27	14	0	52	5	17	-2	4	-1	13	-2	66	5	21	-3
	BE	19	2	56	3	16	-7	2	-2	7	4	75	5	18	-9
	BG	16		50		11		4		19		66		15	
	CZ	12	-10	55	9	23	3	4	1	6	-3	67	-1	27	4
	DK	16	0	53	14	21	-9	3	-2	7	-3	69	14	24	-11
	D-W	18	2	51	6	18	-4	3	-3	10	-1	69	8	21	-7
	DE	18	1	49	4	18	-3	4	-2	11	0	67	5	22	-5
	D-E	17	-4	44	-3	18	3	8	1	13	3	61	-7	26	4
	EE	19	-4	52	5	16	6	3	0	10	-7	71	1	19	6
	IE	22	7	60	2	9	1	1	-2	8	-8	82	9	10	-1
	EL	13	-4	51	11	27	5	5	-5	4	-7	64	7	32	0
	ES	17	9	52	4	16	-1	3	-1	12	-11	69	13	19	-2
	FR	11	2	55	8	16	-8	4	-2	14	0	66	10	20	-10
	IT	10	-5	50	5	20	0	6	1	14	-1	60	0	26	1
	CY	27	-18	56	16	7	2	2	1	8	-1	83	-2	9	3
	LV	14	0	49	5	25	3	5	-2	7	-6	63	5	30	1
	LT	13	-5	42	5	26	11	6	0	13	-11	55	0	32	11
	LU	14	-3	57	10	18	-7	2	-4	9	4	71	7	20	-11
	HU	22	-2	51	7	18	1	3	-3	6	-3	73	5	21	-2
	MT	28	-10	56	9	6	1	0	-2	10	2	84	-1	6	-1
	NL	22	-3	49	-2	15	1	3	1	11	3	71	-5	18	2
	AT	18	1	52	7	20	-1	4	-2	6	-5	70	8	24	-3
	PL	10	-5	52	4	16	2	3	1	19	-2	62	-1	19	3
	PT	10	-3	54	4	17	1	2	-2	17	0	64	1	19	-1
	RO	10		40		20		5		25		50		25	
	SI	16	1	48	-10	23	7	5	3	8	-1	64	-9	28	10
	SK	15	0	63	12	15	-5	2	-1	5	-6	78	12	17	-6
	FI	16	-1	63	6	15	-4	2	-1	4	0	79	5	17	-5
	SE	9	-2	47	5	23	2	6	-5	15	0	56	3	29	-3
	UK	13	-1	58	10	14	-2	3	-2	12	-5	71	9	17	-4

QF6.4 Dans quelle mesure êtes-vous d'accord ou pas d'accord avec chacune des propositions suivantes ?
Les autorités publiques au sein de l'UE réagissent rapidement lorsqu'un danger pour la santé des citoyens est identifié

QF6.4 To what extent do you agree or not with each of the following statements?
Public authorities in the EU are quick to act when a danger to citizens' health is identified

QF6.2 Bitte sagen Sie mir für jede der folgenden Aussagen, inwieweit Sie ihr zustimmen oder nicht zustimmen?
Die Behörden in der EU handeln schnell, wenn ein Gesundheitsrisiko für die Bürger erkannt wird

QF6.4 Quanto è d'accordo con ognuna delle seguenti frasi?
Le autorità pubbliche dell'UE agiscono rapidamente quando viene identificato un rischio per la salute dei cittadini

	%	Tout à fait d'accord		Plutôt d'accord		Plutôt pas d'accord		Pas du tout d'accord		NSP		Total 'D'accord'		Total 'Pas d'accord'	
		Totally agree		Tend to agree		Tend to disagree		Totally disagree		DK		Total 'Agree'		Total 'Disagree'	
		Stimme voll und ganz zu		Stimme eher zu		Stimme eher nicht zu		Stimme überhaupt nicht zu		WN		Gesamt 'Stimme zu'		Gesamt 'Stimme nicht zu'	
		Completamente d'accordo		Abbastanza d'accordo		Abbastanza in disaccordo		Completamente in disaccordo		NS		Totale 'Accordo'		Totale 'Disaccordo'	
		EB 73.5	Diff. EB 64.1	EB 73.5	Diff. EB 64.1	EB 73.5	Diff. EB 64.1	EB 73.5	Diff. EB 64.1	EB 73.5	Diff. EB 64.1	EB 73.5	Diff. EB 64.1	EB 73.5	Diff. EB 64.1
 EU 27		13	1	50	6	22	-3	5	-3	10	-1	63	7	27	-6
 BE		16	2	55	9	21	-9	4	-5	4	3	71	11	25	-14
 BG		17		49		10		3		21		66		13	
 CZ		14	1	57	13	22	1	2	-4	5	-11	71	14	24	-3
 DK		10	-2	50	11	29	-2	6	-4	5	-3	60	9	35	-6
 D-W		14	3	41	5	28	-3	7	-5	10	0	55	8	35	-8
 DE		14	2	39	2	29	0	8	-4	10	0	53	4	37	-4
 D-E		14	-2	32	-9	32	8	13	2	9	1	46	-11	45	10
 EE		13	4	50	2	21	7	4	-1	12	-12	63	6	25	6
 IE		19	11	59	13	10	-8	2	-5	10	-11	78	24	12	-13
 EL		11	-5	50	9	31	4	6	-2	2	-6	61	4	37	2
 ES		18	9	56	8	15	-7	3	-2	8	-8	74	17	18	-9
 FR		11	4	56	14	19	-15	5	-6	9	3	67	18	24	-21
 IT		13	-3	48	-3	23	4	5	1	11	1	61	-6	28	5
 CY		27	-12	54	10	10	1	2	1	7	0	81	-2	12	2
 LV		13	1	48	9	27	0	4	-2	8	-8	61	10	31	-2
 LT		10	-3	41	3	27	9	5	-2	17	-7	51	0	32	7
 LU		13	-1	58	20	18	-19	5	-3	6	3	71	19	23	-22
 HU		18	-1	52	13	20	-4	4	-2	6	-6	70	12	24	-6
 MT		26	-3	56	5	7	0	1	-2	10	0	82	2	8	-2
 NL		18	0	48	3	25	-1	5	-1	4	-1	66	3	30	-2
 AT		14	4	53	18	22	-7	5	-8	6	-7	67	22	27	-15
 PL		9	-5	55	9	20	1	3	0	13	-5	64	4	23	1
 PT		9	-1	53	6	22	-2	3	-4	13	1	62	5	25	-6
 RO		11		46		19		5		19		57		24	
 SI		12	2	47	-6	29	4	7	3	5	-3	59	-4	36	7
 SK		13	2	61	9	17	-7	2	-1	7	-3	74	11	19	-8
 FI		11	0	58	5	24	0	2	-5	5	0	69	5	26	-5
 SE		15	7	50	7	23	-5	4	-8	8	-1	65	14	27	-13
 UK		10	1	54	12	20	-4	5	-4	11	-5	64	13	25	-8

QF6.5 Dans quelle mesure êtes-vous d'accord ou pas d'accord avec chacune des propositions suivantes ?

Les autorités publiques au sein de l'UE considèrent que la santé des consommateurs est plus importante que les profits des producteurs

QF6.5 To what extent do you agree or not with each of the following statements?































Public authorities in the EU view the health of consumers as being more important than the profits of producers

QF6.2 Bitte sagen Sie mir für jede der folgenden Aussagen, inwieweit Sie ihr zustimmen oder nicht zustimmen?

Für die Behörden in der EU ist die Gesundheit der Verbraucher wichtiger als die Profite der Hersteller

QF6.5 Quanto è d'accordo con ognuna delle seguenti frasi?

Le autorità pubbliche dell'UE considerano la salute dei consumatori più importante dei profitti dei produttori































	%	Tout à fait d'accord		Plutôt d'accord		Plutôt pas d'accord		Pas du tout d'accord		NSP		Total 'D'accord'		Total 'Pas d'accord'	
		Totally agree		Tend to agree		Tend to disagree		Totally disagree		DK		Total 'Agree'		Total 'Disagree'	
		Stimme voll und ganz zu		Stimme eher zu		Stimme eher nicht zu		Stimme überhaupt nicht zu		WN		Gesamt 'Stimme zu'		Gesamt 'Stimme nicht zu'	
		Completamente d'accordo		Abbastanza d'accordo		Abbastanza in disaccordo		Completamente in disaccordo		NS		Totale 'Accordo'		Totale 'Disaccordo'	
		EB 73.5	Diff. EB 64.1	EB 73.5	Diff. EB 64.1	EB 73.5	Diff. EB 64.1	EB 73.5	Diff. EB 64.1	EB 73.5	Diff. EB 64.1	EB 73.5	Diff. EB 64.1	EB 73.5	Diff. EB 64.1
 EU 27		9	1	37	6	30	-2	12	-3	12	-2	46	7	42	-5
 BE		12	5	41	6	31	-10	12	-3	4	2	53	11	43	-13
 BG		13		39		21		5		22		52		26	
 CZ		6	-3	43	10	32	1	11	-3	8	-5	49	7	43	-2
 DK		12	6	37	3	36	-2	10	-2	5	-5	49	9	46	-4
 D-W		11	4	31	3	35	1	14	-4	9	-4	42	7	49	-3
 DE		10	3	30	3	35	1	16	-4	9	-3	40	6	51	-3
 D-E		7	0	28	4	32	-3	23	-3	10	2	35	4	55	-6
 EE		8	-1	36	6	35	9	13	1	8	-15	44	5	48	10
 IE		15	7	46	11	19	-3	5	-7	15	-8	61	18	24	-10
 EL		9	0	34	5	37	7	16	-6	4	-6	43	5	53	1
 ES		11	6	41	6	23	-5	12	1	13	-8	52	12	35	-4
 FR		5	1	33	6	36	0	15	-8	11	1	38	7	51	-8
 IT		9	-4	39	0	29	2	10	0	13	2	48	-4	39	2
 CY		15	-8	39	1	24	4	11	4	11	-1	54	-7	35	8
 LV		17	8	30	1	34	2	12	-5	7	-6	47	9	46	-3
 LT		10	1	24	-2	35	8	20	4	11	-11	34	-1	55	12
 LU		10	2	38	11	34	-6	11	-9	7	2	48	13	45	-15
 HU		20	-4	44	8	22	1	7	-3	7	-2	64	4	29	-2
 MT		18	-5	50	10	15	0	4	-2	13	-3	68	5	19	-2
 NL		10	3	29	1	40	0	14	-4	7	0	39	4	54	-4
 AT		10	2	41	15	30	-4	10	-9	9	-4	51	17	40	-13
 PL		5	-1	38	10	31	-1	10	-4	16	-4	43	9	41	-5
 PT		9	-1	43	9	24	-6	7	0	17	-2	52	8	31	-6
 RO		11		39		24		7		19		50		31	
 SI		5	-1	27	-5	35	-2	28	9	5	-1	32	-6	63	7
 SK		10	1	50	15	27	-7	6	-4	7	-5	60	16	33	-11
 FI		7	-1	49	9	34	-1	4	-7	6	0	56	8	38	-8
 SE		13	6	33	8	36	-2	11	-11	7	-1	46	14	47	-13
 UK		8	1	42	10	26	-4	11	-2	13	-5	50	11	37	-6

QF6.6 Dans quelle mesure êtes-vous d'accord ou pas d'accord avec chacune des propositions suivantes ?
Les autorités publiques au sein de l'UE devraient en faire plus pour s'assurer que les aliments sont sains

QF6.6 To what extent do you agree or not with each of the following statements?
Public authorities in the EU should do more to ensure that food is healthy

QF6.2 Bitte sagen Sie mir für jede der folgenden Aussagen, inwieweit Sie ihr zustimmen oder nicht zustimmen?
Die Behörden in der EU sollten mehr unternehmen, um zu gewährleisten, dass Lebensmittel sicher sind

QF6.6 Quanto è d'accordo con ognuna delle seguenti frasi?
Le autorità pubbliche della UE dovrebbero fare di più per assicurarsi che il cibo sia sano































		Tout à fait d'accord	Plutôt d'accord	Plutôt pas d'accord	Pas du tout d'accord	NSP	Total 'D'accord'	Total 'Pas d'accord'
		Totally agree	Tend to agree	Tend to disagree	Totally disagree	DK	Total 'Agree'	Total 'Disagree'
		Stimme voll und ganz zu	Stimme eher zu	Stimme eher nicht zu	Stimme überhaupt nicht zu	WN	Gesamt 'Stimme zu'	Gesamt 'Stimme nicht zu'
		Completamente d'accordo	Abbastanza d'accordo	Abbastanza in disaccordo	Completamente in disaccordo	NS	Totale 'Accordo'	Totale 'Disaccordo'
%		EB 73.5	EB 73.5	EB 73.5	EB 73.5	EB 73.5	EB 73.5	EB 73.5
	EU 27	40	45	9	2	4	85	11
	BE	45	47	6	1	1	92	7
	BG	45	41	5	1	8	86	6
	CZ	42	52	4	1	1	94	5
	DK	50	40	8	0	2	90	8
	D-W	51	35	9	1	4	86	10
	DE	51	35	9	1	4	86	10
	D-E	52	35	8	3	2	87	11
	EE	50	40	5	0	5	90	5
	IE	34	48	9	1	8	82	10
	EL	56	35	7	1	1	91	8
	ES	42	48	6	0	4	90	6
	FR	38	47	9	1	5	85	10
	IT	35	45	11	4	5	80	15
	CY	67	29	2	0	2	96	2
	LV	54	39	5	0	2	93	5
	LT	60	31	4	1	4	91	5
	LU	39	50	6	2	3	89	8
	HU	47	45	6	0	2	92	6
	MT	44	51	2	0	3	95	2
	NL	39	46	10	2	3	85	12
	AT	40	46	10	2	2	86	12
	PL	32	52	9	1	6	84	10
	PT	33	51	9	1	6	84	10
	RO	36	45	8	3	8	81	11
	SI	52	38	7	1	2	90	8
	SK	36	57	5	0	2	93	5
	FI	28	55	12	2	3	83	14
	SE	61	31	5	1	2	92	6
	UK	30	49	14	2	5	79	16

QF6.7 Dans quelle mesure êtes-vous d'accord ou pas d'accord avec chacune des propositions suivantes ?
Les autorités publiques au sein de l'UE tiennent compte des données scientifiques les plus récentes lorsqu'elles prennent des décisions relatives aux risques alimentaires

QF6.7 To what extent do you agree or not with each of the following statements?
Public authorities in the EU take into account most recent scientific evidence when they take decisions related to food risks

QF6.2 Bitte sagen Sie mir für jede der folgenden Aussagen, inwieweit Sie ihr zustimmen oder nicht zustimmen?
Die Behörden in der EU berücksichtigen die neuesten wissenschaftlichen Nachweise, wenn sie Entscheidungen in Bezug auf Risiken im Lebensmittelbereich treffen

QF6.7 Quanto è d'accordo con ognuna delle seguenti frasi?
Le autorità pubbliche dell'UE tengono in considerazione le più recenti scoperte scientifiche quando prendono decisioni in relazione ai rischi alimentari































	%	Tout à fait d'accord		Plutôt d'accord		Plutôt pas d'accord		Pas du tout d'accord		NSP		Total 'D'accord'		Total 'Pas d'accord'	
		Totally agree		Tend to agree		Tend to disagree		Totally disagree		DK		Total 'Agree'		Total 'Disagree'	
		Stimme voll und ganz zu		Stimme eher zu		Stimme eher nicht zu		Stimme überhaupt nicht zu		WN		Gesamt 'Stimme zu'		Gesamt 'Stimme nicht zu'	
		Completamente d'accordo		Abbastanza d'accordo		Abbastanza in disaccordo		Completamente in disaccordo		NS		Totale 'Accordo'		Totale 'Disaccordo'	
		EB 73.5	Diff. EB 64.1	EB 73.5	Diff. EB 64.1	EB 73.5	Diff. EB 64.1	EB 73.5	Diff. EB 64.1	EB 73.5	Diff. EB 64.1	EB 73.5	Diff. EB 64.1	EB 73.5	Diff. EB 64.1
 EU 27		11	0	52	5	18	-2	4	-2	15	-1	63	5	22	-4
 BE		15	3	56	-1	18	-4	3	-2	8	4	71	2	21	-6
 BG		18		45		10		2		25		63		12	
 CZ		12	2	60	5	16	1	2	-1	10	-7	72	7	18	0
 DK		14	6	50	7	26	-3	3	-5	7	-5	64	13	29	-8
 D-W		12	-1	48	3	22	1	5	-2	13	-1	60	2	27	-1
 DE		12	-2	47	2	22	1	6	-1	13	0	59	0	28	0
 D-E		11	-6	43	-4	23	6	8	0	15	4	54	-10	31	6
 EE		11	3	51	8	22	5	3	-2	13	-14	62	11	25	3
 IE		19	11	54	7	10	-1	1	-3	16	-14	73	18	11	-4
 EL		13	2	54	13	23	-1	5	-3	5	-11	67	15	28	-4
 ES		14	6	54	8	14	-2	4	-2	14	-10	68	14	18	-4
 FR		8	2	54	8	18	-11	4	-4	16	5	62	10	22	-15
 IT		9	-7	50	-4	19	4	4	-1	18	8	59	-11	23	3
 CY		22	-6	54	3	10	4	1	0	13	-1	76	-3	11	4
 LV		12	4	56	14	17	-5	3	-1	12	-12	68	18	20	-6
 LT		11	1	47	11	20	-1	4	-3	18	-8	58	12	24	-4
 LU		8	-2	57	8	21	0	2	-5	12	-1	65	6	23	-5
 HU		20	-1	55	7	15	1	3	-1	7	-6	75	6	18	0
 MT		24	0	47	0	4	-2	0	-1	25	3	71	0	4	-3
 NL		11	3	50	12	24	-5	3	-4	12	-6	61	15	27	-9
 AT		15	2	55	14	16	-6	3	-5	11	-5	70	16	19	-11
 PL		9	0	51	7	17	-3	2	-1	21	-3	60	7	19	-4
 PT		11	-4	57	6	14	1	1	-2	17	-1	68	2	15	-1
 RO		12		43		16		4		25		55		20	
 SI		10	2	46	-8	26	4	6	3	12	-1	56	-6	32	7
 SK		16	4	65	14	10	-5	1	-1	8	-12	81	18	11	-6
 FI		10	1	61	4	19	-2	2	-4	8	1	71	5	21	-6
 SE		9	-4	53	11	21	2	3	-5	14	-4	62	7	24	-3
 UK		7	-3	61	12	15	-5	3	-3	14	-1	68	9	18	-8

QF6.8 Dans quelle mesure êtes-vous d'accord ou pas d'accord avec chacune des propositions suivantes ?
Les autorités publiques au sein de l'UE font un bon travail d'information des citoyens sur les risques liés à l'alimentation

QF6.8 To what extent do you agree or not with each of the following statements?
Public authorities in the EU do a good job in informing people about the risks related to food

QF6.2 Bitte sagen Sie mir für jede der folgenden Aussagen, inwieweit Sie ihr zustimmen oder nicht zustimmen?
Die Behörden in der EU leisten gute Arbeit bei der Information der Bürger über Risiken im Lebensmittelbereich

QF6.8 Quanto è d'accordo con ognuna delle seguenti frasi?
Le autorità pubbliche dell'UE fanno un buon lavoro nell'informare i cittadini sui rischi collegati all'alimentazione































	%	Tout à fait d'accord		Plutôt d'accord		Plutôt pas d'accord		Pas du tout d'accord		NSP		Total 'D'accord'		Total 'Pas d'accord'	
		Totally agree		Tend to agree		Tend to disagree		Totally disagree		DK		Total 'Agree'		Total 'Disagree'	
		Stimme voll und ganz zu		Stimme eher zu		Stimme eher nicht zu		Stimme überhaupt nicht zu		WN		Gesamt 'Stimme zu'		Gesamt 'Stimme nicht zu'	
		Completamente d'accordo		Abbastanza d'accordo		Abbastanza in disaccordo		Completamente in disaccordo		NS		Totale 'Accordo'		Totale 'Disaccordo'	
		EB 73.5	Diff. EB 64.1	EB 73.5	Diff. EB 64.1	EB 73.5	Diff. EB 64.1	EB 73.5	Diff. EB 64.1	EB 73.5	Diff. EB 64.1	EB 73.5	Diff. EB 64.1	EB 73.5	Diff. EB 64.1
 EU 27		10	2	46	5	28	-1	6	-4	10	-2	56	7	34	-5
 BE		10	3	48	5	31	-6	8	-3	3	1	58	8	39	-9
 BG		14		44		19		2		21		58		21	
 CZ		6	-1	52	12	32	2	6	-6	4	-7	58	11	38	-4
 DK		8	0	42	8	37	-2	8	-3	5	-3	50	8	45	-5
 D-W		9	2	37	5	35	-2	8	-5	11	0	46	7	43	-7
 DE		8	1	36	2	35	0	10	-3	11	0	44	3	45	-3
 D-E		6	-4	35	-3	35	6	14	2	10	-1	41	-7	49	8
 EE		10	1	48	2	25	7	5	0	12	-10	58	3	30	7
 IE		18	10	56	8	13	-3	2	-5	11	-10	74	18	15	-8
 EL		10	-1	42	-2	39	14	8	-3	1	-8	52	-3	47	11
 ES		11	5	49	8	24	1	9	-1	7	-13	60	13	33	0
 FR		5	1	45	7	32	-6	7	-4	11	2	50	8	39	-10
 IT		13	-1	45	-7	25	6	6	-1	11	3	58	-8	31	5
 CY		20	-8	54	2	18	8	3	1	5	-3	74	-6	21	9
 LV		21	15	48	14	21	-14	5	-5	5	-10	69	29	26	-19
 LT		30	19	47	12	12	-12	4	-5	7	-14	77	31	16	-17
 LU		7	-3	48	12	30	-8	6	-5	9	4	55	9	36	-13
 HU		25	-2	52	8	16	1	3	-2	4	-5	77	6	19	-1
 MT		24	-1	60	8	6	-3	1	-2	9	-2	84	7	7	-5
 NL		12	4	44	5	30	-4	5	-5	9	0	56	9	35	-9
 AT		12	3	49	15	27	-4	6	-9	6	-5	61	18	33	-13
 PL		6	-3	46	8	28	0	6	0	14	-5	52	5	34	0
 PT		11	-4	52	-1	23	9	3	-1	11	-3	63	-5	26	8
 RO		13		46		20		4		17		59		24	
 SI		8	-1	44	-11	31	7	12	8	5	-3	52	-12	43	15
 SK		10	3	58	13	21	-4	3	-3	8	-9	68	16	24	-7
 FI		6	-1	60	10	27	-3	2	-6	5	0	66	9	29	-9
 SE		4	-2	47	13	32	-1	7	-7	10	-3	51	11	39	-8
 UK		9	3	55	13	21	-8	5	-4	10	-4	64	16	26	-12

QF6.9 Dans quelle mesure êtes-vous d'accord ou pas d'accord avec chacune des propositions suivantes ?
 Les avis scientifiques relatifs aux risques liés aux aliments sont indépendants des intérêts commerciaux ou politiques

QF6.9 To what extent do you agree or not with each of the following statements?
 Scientific advice on food related risks is independent of commercial or political interests

QF6.2 Bitte sagen Sie mir für jede der folgenden Aussagen, inwieweit Sie ihr zustimmen oder nicht zustimmen?
 Wissenschaftliche Beratung zu Risiken im Lebensmittelbereich ist unabhängig von wirtschaftlichen oder politischen Interessen

QF6.9 Quanto è d'accordo con ognuna delle seguenti frasi?
 I consigli degli scienziati relativi ai rischi legati al cibo vanno al di là degli interessi politici e commerciali

	Tout à fait d'accord	Plutôt d'accord	Plutôt pas d'accord	Pas du tout d'accord	NSP	Total 'D'accord'	Total 'Pas d'accord'
	Totally agree	Tend to agree	Tend to disagree	Totally disagree	DK	Total 'Agree'	Total 'Disagree'
	Stimme voll und ganz zu	Stimme eher zu	Stimme eher nicht zu	Stimme überhaupt nicht zu	WN	Gesamt 'Stimme zu'	Gesamt 'Stimme nicht zu'
	Completamente d'accordo	Abbastanza d'accordo	Abbastanza in disaccordo	Completamente in disaccordo	NS	Totale 'Accordo'	Totale 'Disaccordo'
%	EB 73.5	EB 73.5	EB 73.5	EB 73.5	EB 73.5	EB 73.5	EB 73.5
 EU 27	10	37	29	12	12	47	41
 BE	15	42	27	10	6	57	37
 BG	12	36	23	8	21	48	31
 CZ	6	42	34	11	7	48	45
 DK	9	28	39	20	4	37	59
 D-W	13	30	35	14	8	43	49
 DE	12	30	35	15	8	42	50
 D-E	10	29	33	19	9	39	52
 EE	10	32	35	13	10	42	48
 IE	14	40	20	6	20	54	26
 EL	11	31	38	17	3	42	55
 ES	11	39	24	11	15	50	35
 FR	6	30	36	16	12	36	52
 IT	13	45	23	8	11	58	31
 CY	8	31	27	18	16	39	45
 LV	18	29	33	13	7	47	46
 LT	11	26	30	20	13	37	50
 LU	9	30	39	15	7	39	54
 HU	17	40	26	10	7	57	36
 MT	21	44	10	3	22	65	13
 NL	19	35	30	11	5	54	41
 AT	13	43	30	6	8	56	36
 PL	7	39	29	8	17	46	37
 PT	7	44	23	7	19	51	30
 RO	12	36	23	8	21	48	31
 SI	7	30	38	17	8	37	55
 SK	11	53	24	3	9	64	27
 FI	7	42	37	8	6	49	45
 SE	7	35	35	16	7	42	51
 UK	7	43	27	9	14	50	36

QF6.10 Dans quelle mesure êtes-vous d'accord ou pas d'accord avec chacune des propositions suivantes ?

Notre alimentation est moins saine qu'il y a 10 ans

QF6.10 To what extent do you agree or not with each of the following statements?































Our diet is less healthy compared to 10 years ago

QF6.2 Bitte sagen Sie mir für jede der folgenden Aussagen, inwieweit Sie ihr zustimmen oder nicht zustimmen?

Unsere Ernährung ist heute weniger gesund als vor 10 Jahren

QF6.10 Quanto è d'accordo con ognuna delle seguenti frasi?

La nostra dieta è meno salutare rispetto a 10 anni fa

		Tout à fait d'accord	Plutôt d'accord	Plutôt pas d'accord	Pas du tout d'accord	NSP	Total 'D'accord'	Total 'Pas d'accord'
		Totally agree	Tend to agree	Tend to disagree	Totally disagree	DK	Total 'Agree'	Total 'Disagree'
		Stimme voll und ganz zu	Stimme eher zu	Stimme eher nicht zu	Stimme überhaupt nicht zu	WN	Gesamt 'Stimme zu'	Gesamt 'Stimme nicht zu'
		Completamente d'accordo	Abbastanza d'accordo	Abbastanza in disaccordo	Completamente in disaccordo	NS	Totale 'Accordo'	Totale 'Disaccordo'
%		EB 73.5	EB 73.5	EB 73.5	EB 73.5	EB 73.5	EB 73.5	EB 73.5
	EU 27	27	36	24	7	6	63	31
	BE	23	34	31	7	5	57	38
	BG	44	33	11	5	7	77	16
	CZ	20	35	34	8	3	55	42
	DK	20	31	35	11	3	51	46
	D-W	19	31	32	12	6	50	44
	DE	21	30	31	12	6	51	43
	D-E	29	27	28	9	7	56	37
	EE	31	33	25	7	4	64	32
	IE	25	34	26	9	6	59	35
	EL	40	41	15	3	1	81	18
	ES	29	38	22	6	5	67	28
	FR	30	36	24	5	5	66	29
	IT	23	46	19	6	6	69	25
	CY	49	31	13	4	3	80	17
	LV	51	30	13	5	1	81	18
	LT	50	28	11	7	4	78	18
	LU	24	36	30	4	6	60	34
	HU	34	37	21	5	3	71	26
	MT	15	32	33	12	8	47	45
	NL	22	34	31	7	6	56	38
	AT	20	36	29	9	6	56	38
	PL	33	39	15	5	8	72	20
	PT	25	42	21	5	7	67	26
	RO	49	31	9	6	5	80	15
	SI	43	33	17	4	3	76	21
	SK	26	41	24	6	3	67	30
	FI	20	37	33	7	3	57	40
	SE	24	36	26	10	4	60	36
	UK	22	36	29	6	7	58	35

QF6.11 Dans quelle mesure êtes-vous d'accord ou pas d'accord avec chacune des propositions suivantes ?

Les autorités publiques au sein de l'UE devraient en faire plus pour informer le public sur les régimes alimentaires et les modes de vie sains

QF6.11 To what extent do you agree or not with each of the following statements?































Public authorities in the EU should do more to inform about healthy diets and lifestyles

QF6.2 Bitte sagen Sie mir für jede der folgenden Aussagen, inwieweit Sie ihr zustimmen oder nicht zustimmen?

Die Behörden in der EU sollten mehr unternehmen, um über gesunde Ernährung und Lebensweisen zu informieren

QF6.11 Quanto è d'accordo con ognuna delle seguenti frasi?

Le autorità pubbliche della UE dovrebbero fare di più per fornire informazioni sui regimi alimentari e gli stili di vita sani































		Tout à fait d'accord	Plutôt d'accord	Plutôt pas d'accord	Pas du tout d'accord	NSP	Total 'D'accord'	Total 'Pas d'accord'
		Totally agree	Tend to agree	Tend to disagree	Totally disagree	DK	Total 'Agree'	Total 'Disagree'
		Stimme voll und ganz zu	Stimme eher zu	Stimme eher nicht zu	Stimme überhaupt nicht zu	WN	Gesamt 'Stimme zu'	Gesamt 'Stimme nicht zu'
		Completamente d'accordo	Abbastanza d'accordo	Abbastanza in disaccordo	Completamente in disaccordo	NS	Totale 'Accordo'	Totale 'Disaccordo'
	%	EB 73.5	EB 73.5	EB 73.5	EB 73.5	EB 73.5	EB 73.5	EB 73.5
	EU 27	34	47	12	3	4	81	15
	BE	41	46	10	2	1	87	12
	BG	51	37	4	1	7	88	5
	CZ	36	55	7	1	1	91	8
	DK	38	40	16	4	2	78	20
	D-W	43	41	10	2	4	84	12
	DE	42	42	10	2	4	84	12
	D-E	38	44	11	5	2	82	16
	EE	40	46	9	1	4	86	10
	IE	32	51	10	1	6	83	11
	EL	54	37	7	1	1	91	8
	ES	40	48	8	1	3	88	9
	FR	29	50	14	3	4	79	17
	IT	24	52	13	4	7	76	17
	CY	70	26	2	0	2	96	2
	LV	45	45	6	2	2	90	8
	LT	52	39	5	1	3	91	6
	LU	35	46	13	2	4	81	15
	HU	41	47	10	1	1	88	11
	MT	45	48	3	1	3	93	4
	NL	31	42	20	5	2	73	25
	AT	39	46	12	1	2	85	13
	PL	28	55	9	1	7	83	10
	PT	27	55	11	1	6	82	12
	RO	41	41	8	2	8	82	10
	SI	43	43	10	1	3	86	11
	SK	31	59	6	1	3	90	7
	FI	26	52	17	3	2	78	20
	SE	47	39	10	3	1	86	13
	UK	25	45	20	4	6	70	24

QF6.12 Dans quelle mesure êtes-vous d'accord ou pas d'accord avec chacune des propositions suivantes ?
 Les autorités publiques au sein de l'UE prennent en considération les préoccupations des citoyens en ce qui concerne la sécurité des aliments

QF6.12 To what extent do you agree or not with each of the following statements?
 Public authorities in the EU take into account citizens' concerns regarding food safety

QF6.2 Bitte sagen Sie mir für jede der folgenden Aussagen, inwieweit Sie ihr zustimmen oder nicht zustimmen?
 Die Behörden in der EU berücksichtigen die Sorgen der Bürger in Bezug auf die Lebensmittelsicherheit

QF6.12 Quanto è d'accordo con ognuna delle seguenti frasi?
 Le autorità pubbliche della UE tengono conto delle preoccupazioni dei cittadini riguardo alla sicurezza dei cibi

	Tout à fait d'accord	Plutôt d'accord	Plutôt pas d'accord	Pas du tout d'accord	NSP	Total 'D'accord'	Total 'Pas d'accord'
	Totally agree	Tend to agree	Tend to disagree	Totally disagree	DK	Total 'Agree'	Total 'Disagree'
	Stimme voll und ganz zu	Stimme eher zu	Stimme eher nicht zu	Stimme überhaupt nicht zu	WN	Gesamt 'Stimme zu'	Gesamt 'Stimme nicht zu'
	Completamente d'accordo	Abbastanza d'accordo	Abbastanza in disaccordo	Completamente in disaccordo	NS	Totale 'Accordo'	Totale 'Disaccordo'
%	EB 73.5	EB 73.5	EB 73.5	EB 73.5	EB 73.5	EB 73.5	EB 73.5
 EU 27	13	48	23	6	10	61	29
 BE	34	47	13	3	3	81	16
 BG	17	46	14	3	20	63	17
 CZ	8	58	23	4	7	66	27
 DK	13	45	31	6	5	58	37
 D-W	11	44	31	7	7	55	38
 DE	10	43	31	9	7	53	40
 D-E	7	40	31	15	7	47	46
 EE	15	51	19	4	11	66	23
 IE	19	54	12	3	12	73	15
 EL	9	45	36	8	2	54	44
 ES	12	51	22	8	7	63	30
 FR	8	50	25	7	10	58	32
 IT	8	46	27	6	13	54	33
 CY	21	51	19	4	5	72	23
 LV	18	39	29	6	8	57	35
 LT	59	34	3	1	3	93	4
 LU	9	53	26	6	6	62	32
 HU	17	53	20	5	5	70	25
 MT	25	57	6	1	11	82	7
 NL	50	43	5	1	1	93	6
 AT	45	42	10	1	2	87	11
 PL	9	51	22	4	14	60	26
 PT	8	56	22	2	12	64	24
 RO	14	41	20	4	21	55	24
 SI	7	48	31	9	5	55	40
 SK	11	59	20	2	8	70	22
 FI	32	60	7	0	1	92	7
 SE	7	52	26	5	10	59	31
 UK	9	54	19	5	13	63	24

QF7.1 Je vais maintenant vous lire une liste de risques possibles. Dans quelle mesure avez-vous confiance dans le fait de pouvoir prendre vous-même des dispositions pour éviter ces risques ?

Les risques éventuels de contamination des aliments par des produits chimiques, par exemple par des résidus de pesticides ou des polluants dans l'environnement, comme le mercure dans le poisson





























QF7.1 I am going to read out a list of possible risks. How confident are you that you can personally take steps to avoid these risks? Possible risks from chemical contamination of foods, for example pesticide residues or environmental pollutants like mercury in fish

QF7.1 Ich werde Ihnen jetzt eine Liste möglicher Risiken vorlesen. Wie zuversichtlich sind Sie, dass Sie persönlich Maßnahmen ergreifen können, um diese Risiken zu vermeiden?

Mögliche Risiken durch chemische Kontamination von Lebensmitteln, beispielsweise Pestizidrückstände oder Umweltschadstoffe wie Quecksilber in Fischen

QF7.1 Leggerò un elenco di possibili rischi. Quanto è sicuro che lei possa intraprendere delle misure per evitarli?

Possibili rischi derivanti dalla contaminazione chimica di cibi, ad esempio residui di pesticidi o inquinanti dell'ambiente, come il mercurio nel pesce

		Très confiant(e)	Plutôt confiant(e)	Plutôt pas confiant(e)	Pas du tout confiant(e)	NSP	Total 'Confiant'	Total 'Pas confiant'
		Very confident	Fairly confident	Not very confident	Not at all confident	DK	Total 'Confident'	Total 'Not confident'
		Sehr zuversichtlich	Eher zuversichtlich	Nicht sehr zuversichtlich	Überhaupt nicht zuversichtlich	WN	Gesamt 'Zuversichtlich'	Gesamt 'Nicht zuversichtlich'
		Molto fiducioso	Abbastanza fiducioso	Poco fiducioso	Per nulla fiducioso	NS	Totale 'Fiducioso'	Totale 'Non fiducioso'
	%	EB 73.5	EB 73.5	EB 73.5	EB 73.5	EB 73.5	EB 73.5	EB 73.5
	EU 27	7	30	40	18	5	37	58
	BE	6	30	43	18	3	36	61
	BG	4	15	31	43	7	19	74
	CZ	4	24	46	23	3	28	69
	DK	5	33	45	15	2	38	60
	D-W	7	24	45	19	5	31	64
	DE	7	23	45	21	4	30	66
	D-E	6	20	45	26	3	26	71
	EE	5	26	38	28	3	31	66
	IE	10	39	34	11	6	49	45
	EL	5	16	45	33	1	21	78
	ES	7	33	35	20	5	40	55
	FR	4	26	41	24	5	30	65
	IT	9	38	36	10	7	47	46
	CY	4	22	35	37	2	26	72
	LV	6	18	43	30	3	24	73
	LT	4	13	49	29	5	17	78
	LU	7	33	41	15	4	40	56
	HU	8	32	36	22	2	40	58
	MT	13	36	30	12	9	49	42
	NL	4	31	44	18	3	35	62
	AT	9	34	41	13	3	43	54
	PL	5	21	42	24	8	26	66
	PT	5	42	34	12	7	47	46
	RO	4	23	45	17	11	27	62
	SI	8	28	42	20	2	36	62
	SK	3	26	52	15	4	29	67
	FI	4	36	49	11	0	40	60
	SE	5	33	39	21	2	38	60
	UK	10	44	31	9	6	54	40

QF7.2 Je vais maintenant vous lire une liste de risques possibles. Dans quelle mesure avez-vous confiance dans le fait de pouvoir prendre vous-même des dispositions pour éviter ces risques ?

Les risques éventuels de contamination des aliments par des bactéries, par exemple la salmonelle dans les œufs

QF7.2 I am going to read out a list of possible risks. How confident are you that you can personally take steps to avoid these risks?































Possible risks from bacterial contamination of foods, for example salmonella in eggs

QF7.2 Ich werde Ihnen jetzt eine Liste möglicher Risiken vorlesen. Wie zuversichtlich sind Sie, dass Sie persönlich Maßnahmen ergreifen können, um diese Risiken zu vermeiden?

Mögliche Gefahren durch bakterielle Verunreinigung von Lebensmitteln, beispielsweise Salmonellen in Eiern

QF7.2 Leggerò un elenco di possibili rischi. Quanto è sicuro che lei possa intraprendere delle misure per evitarli?

Possibili rischi derivanti dalla contaminazione batterica di cibi, ad esempio la salmonella nelle uova

		Très confiant(e)	Plutôt confiant(e)	Plutôt pas confiant(e)	Pas du tout confiant(e)	NSP	Total 'Confiant'	Total 'Pas confiant'
		Very confident	Fairly confident	Not very confident	Not at all confident	DK	Total 'Confident'	Total 'Not confident'
		Sehr zuversichtlich	Eher zuversichtlich	Nicht sehr zuversichtlich	Überhaupt nicht zuversichtlich	WN	Gesamt 'Zuversichtlich'	Gesamt 'Nicht zuversichtlich'
		Molto fiducioso	Abbastanza fiducioso	Poco fiducioso	Per nulla fiducioso	NS	Totale 'Fiducioso'	Totale 'Non fiducioso'
%		EB 73.5	EB 73.5	EB 73.5	EB 73.5	EB 73.5	EB 73.5	EB 73.5
	EU 27	10	41	32	12	5	51	44
	BE	8	41	34	15	2	49	49
	BG	4	26	28	36	6	30	64
	CZ	7	31	42	19	1	38	61
	DK	18	52	24	5	1	70	29
	D-W	13	38	35	11	3	51	46
	DE	13	37	35	12	3	50	47
	D-E	12	34	34	17	3	46	51
	EE	9	34	35	19	3	43	54
	IE	15	48	25	8	4	63	33
	EL	4	23	41	31	1	27	72
	ES	10	41	32	13	4	51	45
	FR	7	40	33	15	5	47	48
	IT	7	45	33	8	7	52	41
	CY	6	22	37	33	2	28	70
	LV	9	30	41	17	3	39	58
	LT	5	22	46	21	6	27	67
	LU	10	43	34	9	4	53	43
	HU	15	46	25	13	1	61	38
	MT	19	48	20	6	7	67	26
	NL	18	49	23	7	3	67	30
	AT	10	41	38	9	2	51	47
	PL	7	38	35	12	8	45	47
	PT	6	44	34	10	6	50	44
	RO	5	28	42	15	10	33	57
	SI	14	37	34	14	1	51	48
	SK	5	40	42	11	2	45	53
	FI	6	49	39	5	1	55	44
	SE	12	44	31	11	2	56	42
	UK	17	56	18	5	4	73	23

QF7.3 Je vais maintenant vous lire une liste de risques possibles. Dans quelle mesure avez-vous confiance dans le fait de pouvoir prendre vous-même des dispositions pour éviter ces risques ?

Les risques éventuels pour la santé liés au régime alimentaire, par exemple des apports élevés en matières grasses et une maladie cardiaque

QF7.3 I am going to read out a list of possible risks. How confident are you that you can personally take steps to avoid these risks?































Possible risks to health from your diet, for example high fat intakes and heart disease

QF7.3 Ich werde Ihnen jetzt eine Liste möglicher Risiken vorlesen. Wie zuversichtlich sind Sie, dass Sie persönlich Maßnahmen ergreifen können, um diese Risiken zu vermeiden?

Mögliche ernährungsbedingte Gesundheitsrisiken, beispielsweise zu fettthaltige Ernährung und Herzerkrankungen

QF7.3 Leggerò un elenco di possibili rischi. Quanto è sicuro che lei possa intraprendere delle misure per evitarli?

Possibili rischi alla salute derivanti dalla dieta, ad esempio elevato contenuto di grassi, e malattie cardiache

		Très confiant(e)	Plutôt confiant(e)	Plutôt pas confiant(e)	Pas du tout confiant(e)	NSP	Total 'Confiant'	Total 'Pas confiant'
		Very confident	Fairly confident	Not very confident	Not at all confident	DK	Total 'Confident'	Total 'Not confident'
		Sehr zuversichtlich	Eher zuversichtlich	Nicht sehr zuversichtlich	Überhaupt nicht zuversichtlich	WN	Gesamt 'Zuversichtlich'	Gesamt 'Nicht zuversichtlich'
		Molto fiducioso	Abbastanza fiducioso	Poco fiducioso	Per nulla fiducioso	NS	Totale 'Fiducioso'	Totale 'Non fiducioso'
	%	EB 73.5	EB 73.5	EB 73.5	EB 73.5	EB 73.5	EB 73.5	EB 73.5
	EU 27	22	51	18	5	4	73	23
	BE	20	51	21	6	2	71	27
	BG	15	43	19	18	5	58	37
	CZ	13	55	26	5	1	68	31
	DK	40	46	11	2	1	86	13
	D-W	32	46	15	4	3	78	19
	DE	31	46	16	4	3	77	20
	D-E	28	47	18	5	2	75	23
	EE	28	47	18	4	3	75	22
	IE	26	52	16	3	3	78	19
	EL	14	49	24	12	1	63	36
	ES	23	53	16	5	3	76	21
	FR	15	54	20	7	4	69	27
	IT	13	53	23	5	6	66	28
	CY	30	37	19	12	2	67	31
	LV	17	45	26	9	3	62	35
	LT	13	43	32	8	4	56	40
	LU	18	56	18	4	4	74	22
	HU	24	55	15	5	1	79	20
	MT	30	54	10	1	5	84	11
	NL	49	42	7	1	1	91	8
	AT	27	49	19	3	2	76	22
	PL	20	46	22	6	6	66	28
	PT	13	56	23	4	4	69	27
	RO	11	43	30	7	9	54	37
	SI	34	47	13	5	1	81	18
	SK	14	50	29	5	2	64	34
	FI	16	55	25	3	1	71	28
	SE	36	52	9	2	1	88	11
	UK	26	58	10	2	4	84	12

QF7.4 Je vais maintenant vous lire une liste de risques possibles. Dans quelle mesure avez-vous confiance dans le fait de pouvoir prendre vous-même des dispositions pour éviter ces risques ?

Les risques éventuels liés aux nouvelles technologies comme le clonage des animaux et la nanotechnologie

QF7.4 I am going to read out a list of possible risks. How confident are you that you can personally take steps to avoid these risks?































Possible risks from new technologies such as animal cloning and nanotechnology

QF7.4 Ich werde Ihnen jetzt eine Liste möglicher Risiken vorlesen. Wie zuversichtlich sind Sie, dass Sie persönlich Maßnahmen ergreifen können, um diese Risiken zu vermeiden?

Mögliche Risiken durch neue Technologien, wie zum Beispiel das Klonen von Tieren und Nanotechnologie

QF7.4 Leggerò un elenco di possibili rischi. Quanto è sicuro che lei possa intraprendere delle misure per evitarli?

Possibili rischi legati alle nuove tecnologie quali la clonazione di animali e la nanotecnologia

		Très confiant(e)	Plutôt confiant(e)	Plutôt pas confiant(e)	Pas du tout confiant(e)	NSP	Total 'Confiant'	Total 'Pas confiant'
		Very confident	Fairly confident	Not very confident	Not at all confident	DK	Total 'Confident'	Total 'Not confident'
		Sehr zuversichtlich	Eher zuversichtlich	Nicht sehr zuversichtlich	Überhaupt nicht zuversichtlich	WN	Gesamt 'Zuversichtlich'	Gesamt 'Nicht zuversichtlich'
		Molto fiducioso	Abbastanza fiducioso	Poco fiducioso	Per nulla fiducioso	NS	Totale 'Fiducioso'	Totale 'Non fiducioso'
%		EB 73.5	EB 73.5	EB 73.5	EB 73.5	EB 73.5	EB 73.5	EB 73.5
	EU 27	5	25	38	24	8	30	62
	BE	6	24	41	25	4	30	66
	BG	3	10	29	46	12	13	75
	CZ	4	25	40	26	5	29	66
	DK	7	30	44	15	4	37	59
	D-W	7	21	38	29	5	28	67
	DE	7	20	38	30	5	27	68
	D-E	6	16	40	33	5	22	73
	EE	5	18	35	35	7	23	70
	IE	6	28	36	18	12	34	54
	EL	3	13	36	45	3	16	81
	ES	4	23	35	27	11	27	62
	FR	4	21	37	30	8	25	67
	IT	6	37	35	11	11	43	46
	CY	3	13	29	49	6	16	78
	LV	5	15	42	32	6	20	74
	LT	5	13	42	31	9	18	73
	LU	6	27	42	19	6	33	61
	HU	8	24	33	30	5	32	63
	MT	10	22	24	19	25	32	43
	NL	4	20	44	26	6	24	70
	AT	8	32	38	18	4	40	56
	PL	4	15	41	30	10	19	71
	PT	4	39	32	13	12	43	45
	RO	4	18	43	20	15	22	63
	SI	9	24	42	23	2	33	65
	SK	3	24	47	20	6	27	67
	FI	5	33	48	12	2	38	60
	SE	7	25	40	24	4	32	64
	UK	8	33	36	13	10	41	49

QF7.5 Je vais maintenant vous lire une liste de risques possibles. Dans quelle mesure avez-vous confiance dans le fait de pouvoir prendre vous-même des dispositions pour éviter ces risques ?

Les risques éventuels liés à des infections ou à des maladies d'origine animale qui pourraient être transmises à l'homme, comme la maladie de la vache folle (ESB)































QF7.5 I am going to read out a list of possible risks. How confident are you that you can personally take steps to avoid these risks? Possible risks from animal infections or diseases which could be transmitted to humans such as mad cow disease (BSE)

QF7.5 Ich werde Ihnen jetzt eine Liste möglicher Risiken vorlesen. Wie zuversichtlich sind Sie, dass Sie persönlich Maßnahmen ergreifen können, um diese Risiken zu vermeiden?

Mögliche Risiken durch Tierinfektionen oder -krankheiten, die auf den Menschen übertragen werden können, wie zum Beispiel Rinderwahn (BSE)

QF7.5 Leggerò un elenco di possibili rischi. Quanto è sicuro che lei possa intraprendere delle misure per evitarli?

Possibili rischi legati alle infezioni degli animali o malattie che potrebbero essere trasmesse agli esseri umani come il morbo della mucca pazza (BSE)





























		Très confiant(e)	Plutôt confiant(e)	Plutôt pas confiant(e)	Pas du tout confiant(e)	NSP	Total 'Confiant'	Total 'Pas confiant'
		Very confident	Fairly confident	Not very confident	Not at all confident	DK	Total 'Confident'	Total 'Not confident'
		Sehr zuversichtlich	Eher zuversichtlich	Nicht sehr zuversichtlich	Überhaupt nicht zuversichtlich	WN	Gesamt 'Zuversichtlich'	Gesamt 'Nicht zuversichtlich'
		Molto fiducioso	Abbastanza fiducioso	Poco fiducioso	Per nulla fiducioso	NS	Totale 'Fiducioso'	Totale 'Non fiducioso'
%		EB	EB	EB	EB	EB	EB	EB
		73.5	73.5	73.5	73.5	73.5	73.5	73.5
	EU 27	8	34	35	17	6	42	52
	BE	7	37	37	16	3	44	53
	BG	3	14	30	44	9	17	74
	CZ	6	31	39	22	2	37	61
	DK	10	43	34	11	2	53	45
	D-W	10	35	33	17	5	45	50
	DE	10	33	35	18	4	43	53
	D-E	8	27	39	23	3	35	62
	EE	6	28	38	25	3	34	63
	IE	8	33	37	15	7	41	52
	EL	4	17	44	34	1	21	78
	ES	7	30	36	22	5	37	58
	FR	5	35	35	19	6	40	54
	IT	9	39	35	9	8	48	44
	CY	4	14	35	45	2	18	80
	LV	6	20	44	25	5	26	69
	LT	4	16	46	27	7	20	73
	LU	10	40	31	13	6	50	44
	HU	12	34	30	22	2	46	52
	MT	11	34	25	16	14	45	41
	NL	9	38	37	13	3	47	50
	AT	9	37	37	13	4	46	50
	PL	5	22	41	22	10	27	63
	PT	7	46	32	10	5	53	42
	RO	5	22	42	18	13	27	60
	SI	10	31	38	19	2	41	57
	SK	5	31	44	16	4	36	60
	FI	9	47	36	6	2	56	42
	SE	11	41	31	15	2	52	46
	UK	12	49	24	8	7	61	32

QF7T Echelle de la confiance personnelle

QF7T Personal confidence scale

QF7T Skala Risiko-Selbsteinschaetzung

QF7T Scala fiducia personale

		Moyenne des réponses 'Confiant(e)'	Moyenne des réponses 'Pas confiant(e)'
		Average of answers 'Confident'	Average of answers 'Not confident'
		Durchschnitt der Antworten 'Zuversichtlich'	Durchschnitt der Antworten 'Nicht zuversichtlich'
		Media delle risposte 'Fiducioso'	Media delle risposte 'Non fiducioso'
%		EB 73.5	EB 73.5
	EU 27	47	48
	BE	46	51
	BG	27	65
	CZ	40	58
	DK	57	41
	D-W	46	49
	DE	45	51
	D-E	41	56
	EE	41	55
	IE	53	41
	EL	29	69
	ES	46	49
	FR	42	52
	IT	51	41
	CY	31	66
	LV	34	62
	LT	28	66
	LU	50	45
	HU	52	46
	MT	56	32
	NL	53	44
	AT	51	46
	PL	37	55
	PT	52	41
	RO	32	56
	SI	48	50
	SK	40	56
	FI	52	47
	SE	53	44
	UK	62	31

QF8.1 Nous aimerions à présent savoir si vous pensez que les autorités publiques au sein de l'Union européenne en font suffisamment pour vous protéger de ces risques éventuels.

Les risques éventuels de contamination des aliments par des produits chimiques, par exemple par des résidus de pesticides ou des polluants dans l'environnement, comme le mercure dans le poisson

QF8.1 Now we would like to know if you think that public authorities in the European Union are doing enough to protect you from these possible risks.































Possible risks from chemical contamination of foods, for example pesticide residues or environmental pollutants like mercury in fish

QF8.1 Nun würde ich von Ihnen gerne wissen, ob die Behörden in der Europäischen Union Ihrer Meinung nach genügend Anstrengungen unternehmen, um Sie vor diesen möglichen Risiken zu schützen.

Mögliche Risiken durch chemische Kontamination von Lebensmitteln, beispielsweise Pestizidrückstände oder Umweltschadstoffe wie Quecksilber in Fischen

QF8.1 Ora vorremmo sapere se ritiene che le autorità pubbliche dell'UE stiano facendo abbastanza per proteggerla da questi possibili rischi.

Possibili rischi derivanti dalla contaminazione chimica di cibi, ad esempio residui di pesticidi o inquinanti dell'ambiente, come il mercurio nel pesce

		Oui, tout à fait Yes, definitely Ja, voll und ganz Sì, certamente	Oui, plutôt Yes, probably Ja, teilweise Sì, abbastanza	Non, plutôt pas No, probably not Nein, wahrscheinlich nicht No, probabilmente no	Non, pas du tout No, certainly not Nein, überhaupt nicht No, sicuramente no	NSP DK WN NS	Total 'Oui' Total 'Yes' Gesamt 'Ja' Totale 'Sì'	Total 'Non' Total 'No' Gesamt 'Nein' Totale 'No'
%		EB 73.5	EB 73.5	EB 73.5	EB 73.5	EB 73.5	EB 73.5	EB 73.5
 EU 27		7	41	32	10	10	48	42
 BE		7	45	33	11	4	52	44
 BG		8	44	18	5	25	52	23
 CZ		11	46	33	5	5	57	38
 DK		7	50	32	7	4	57	39
 D-W		7	34	41	12	6	41	53
 DE		7	34	40	12	7	41	52
 D-E		8	32	38	16	6	40	54
 EE		7	49	26	8	10	56	34
 IE		7	47	24	8	14	54	32
 EL		7	30	40	22	1	37	62
 ES		11	45	27	10	7	56	37
 FR		2	38	36	14	10	40	50
 IT		8	41	31	9	11	49	40
 CY		9	53	22	8	8	62	30
 LV		5	35	40	13	7	40	53
 LT		6	28	43	12	11	34	55
 LU		7	41	34	11	7	48	45
 HU		10	47	30	9	4	57	39
 MT		11	51	17	2	19	62	19
 NL		8	51	27	8	6	59	35
 AT		11	46	31	8	4	57	39
 PL		6	40	28	8	18	46	36
 PT		5	47	30	8	10	52	38
 RO		6	39	30	8	17	45	38
 SI		4	37	40	15	4	41	55
 SK		9	53	29	4	5	62	33
 FI		7	50	36	5	2	57	41
 SE		6	42	36	9	7	48	45
 UK		10	47	24	7	12	57	31

QF8.2 Nous aimerions à présent savoir si vous pensez que les autorités publiques au sein de l'Union européenne en font suffisamment pour vous protéger de ces risques éventuels.

Les risques éventuels de contamination des aliments par des bactéries, par exemple la salmonelle dans les œufs

QF8.2 Now we would like to know if you think that public authorities in the European Union are doing enough to protect you from these possible risks.































Possible risks from bacterial contamination of foods, for example salmonella in eggs

QF8.2 Nun würde ich von Ihnen gerne wissen, ob die Behörden in der Europäischen Union Ihrer Meinung nach genügend Anstrengungen unternehmen, um Sie vor diesen möglichen Risiken zu schützen.

Mögliche Gefahren durch bakterielle Verunreinigung von Lebensmitteln, beispielsweise Salmonellen in Eiern

QF8.2 Ora vorremmo sapere se ritiene che le autorità pubbliche dell'UE stiano facendo abbastanza per proteggerla da questi possibili rischi.

Possibili rischi derivanti dalla contaminazione batterica di cibi, ad esempio la salmonella nelle uova

		Oui, tout à fait Yes, definitely Ja, voll und ganz Sì, certamente	Oui, plutôt Yes, probably Ja, teilweise Sì, abbastanza	Non, plutôt pas No, probably not Nein, wahrscheinlich nicht No, probabilmente no	Non, pas du tout No, certainly not Nein, überhaupt nicht No, sicuramente no	NSP DK WN NS	Total 'Oui' Total 'Yes' Gesamt 'Ja' Totale 'Sì'	Total 'Non' Total 'No' Gesamt 'Nein' Totale 'No'
	%	EB 73.5	EB 73.5	EB 73.5	EB 73.5	EB 73.5	EB 73.5	EB 73.5
 EU 27		9	47	27	8	9	56	35
 BE		10	47	30	9	4	57	39
 BG		11	45	17	3	24	56	20
 CZ		8	49	34	5	4	57	39
 DK		11	58	24	4	3	69	28
 D-W		8	44	34	8	6	52	42
 DE		8	43	34	9	6	51	43
 D-E		9	41	33	12	5	50	45
 EE		9	53	21	6	11	62	27
 IE		12	50	19	6	13	62	25
 EL		6	35	35	23	1	41	58
 ES		12	50	23	9	6	62	32
 FR		4	49	27	9	11	53	36
 IT		6	44	30	7	13	50	37
 CY		10	52	22	8	8	62	30
 LV		6	41	36	10	7	47	46
 LT		8	30	42	10	10	38	52
 LU		8	49	28	7	8	57	35
 HU		13	50	26	7	4	63	33
 MT		12	60	10	1	17	72	11
 NL		10	60	20	5	5	70	25
 AT		13	51	29	5	2	64	34
 PL		6	43	27	7	17	49	34
 PT		3	50	28	8	11	53	36
 RO		8	38	28	9	17	46	37
 SI		6	45	32	13	4	51	45
 SK		8	56	28	3	5	64	31
 FI		7	63	26	2	2	70	28
 SE		9	53	26	6	6	62	32
 UK		13	53	18	5	11	66	23

QF8.3 Nous aimerions à présent savoir si vous pensez que les autorités publiques au sein de l'Union européenne en font suffisamment pour vous protéger de ces risques éventuels.
Les risques éventuels pour la santé liés au régime alimentaire, par exemple des apports élevés en matières grasses et une maladie cardiaque

QF8.3 Now we would like to know if you think that public authorities in the European Union are doing enough to protect you from these possible risks.































Possible risks to health from your diet, for example high fat intakes and heart disease

QF8.3 Nun würde ich von Ihnen gerne wissen, ob die Behörden in der Europäischen Union Ihrer Meinung nach genügend Anstrengungen unternehmen, um Sie vor diesen möglichen Risiken zu schützen.

Mögliche ernährungsbedingte Gesundheitsrisiken, beispielsweise zu fetthaltige Ernährung und Herzerkrankungen

QF8.3 Ora vorremmo sapere se ritiene che le autorità pubbliche dell'UE stiano facendo abbastanza per proteggerla da questi possibili rischi.

Possibili rischi alla salute derivanti dalla dieta, ad esempio elevato contenuto di grassi, e malattie cardiache

		Oui, tout à fait Yes, definitely Ja, voll und ganz Sì, certamente	Oui, plutôt Yes, probably Ja, teilweise Sì, abbastanza	Non, plutôt pas No, probably not Nein, wahrscheinlich nicht No, probabilmente no	Non, pas du tout No, certainly not Nein, überhaupt nicht No, sicuramente no	NSP DK WN NS	Total 'Oui' Total 'Yes' Gesamt 'Ja' Totale 'Sì'	Total 'Non' Total 'No' Gesamt 'Nein' Totale 'No'
	%	EB 73.5	EB 73.5	EB 73.5	EB 73.5	EB 73.5	EB 73.5	EB 73.5
 EU 27		10	45	29	8	8	55	37
 BE		14	46	31	7	2	60	38
 BG		9	38	25	8	20	47	33
 CZ		8	38	41	9	4	46	50
 DK		12	50	28	6	4	62	34
 D-W		12	37	36	8	7	49	44
 DE		12	37	36	8	7	49	44
 D-E		11	38	35	11	5	49	46
 EE		8	43	30	10	9	51	40
 IE		12	51	20	5	12	63	25
 EL		8	43	34	14	1	51	48
 ES		13	49	24	9	5	62	33
 FR		5	47	29	10	9	52	39
 IT		6	48	28	7	11	54	35
 CY		11	46	25	8	10	57	33
 LV		7	39	37	9	8	46	46
 LT		8	30	42	10	10	38	52
 LU		10	52	26	7	5	62	33
 HU		11	46	31	8	4	57	39
 MT		17	51	16	3	13	68	19
 NL		14	52	24	7	3	66	31
 AT		13	50	27	7	3	63	34
 PL		6	41	31	6	16	47	37
 PT		6	51	29	5	9	57	34
 RO		9	33	32	10	16	42	42
 SI		7	46	33	11	3	53	44
 SK		9	52	30	5	4	61	35
 FI		8	49	37	5	1	57	42
 SE		10	43	33	9	5	53	42
 UK		14	52	19	5	10	66	24

QF8.4 Nous aimerions à présent savoir si vous pensez que les autorités publiques au sein de l'Union européenne en font suffisamment pour vous protéger de ces risques éventuels.

Les risques éventuels liés aux nouvelles technologies comme le clonage des animaux et la nanotechnologie

QF8.4 Now we would like to know if you think that public authorities in the European Union are doing enough to protect you from these possible risks.































Possible risks from new technologies such as animal cloning and nanotechnology

QF8.4 Nun würde ich von Ihnen gerne wissen, ob die Behörden in der Europäischen Union Ihrer Meinung nach genügend Anstrengungen unternehmen, um Sie vor diesen möglichen Risiken zu schützen.

Mögliche Risiken durch neue Technologien, wie zum Beispiel das Klonen von Tieren oder Nanotechnologie

QF8.4 Ora vorremmo sapere se ritiene che le autorità pubbliche dell'UE stiano facendo abbastanza per proteggerla da questi possibili rischi.

Possibili rischi legati alle nuove tecnologie quali la clonazione di animali e la nanotecnologia

		Oui, tout à fait Yes, definitely Ja, voll und ganz Sì, certamente	Oui, plutôt Yes, probably Ja, teilweise Sì, abbastanza	Non, plutôt pas No, probably not Nein, wahrscheinlich nicht No, probabilmente no	Non, pas du tout No, certainly not Nein, überhaupt nicht No, sicuramente no	NSP DK WN NS	Total 'Oui' Total 'Yes' Gesamt 'Ja' Totale 'Sì'	Total 'Non' Total 'No' Gesamt 'Nein' Totale 'No'
%		EB 73.5	EB 73.5	EB 73.5	EB 73.5	EB 73.5	EB 73.5	EB 73.5
	EU 27	6	36	32	12	14	42	44
	BE	10	37	34	13	6	47	47
	BG	9	34	21	7	29	43	28
	CZ	9	41	36	7	7	50	43
	DK	6	45	35	7	7	51	42
	D-W	6	30	42	14	8	36	56
	DE	7	29	41	15	8	36	56
	D-E	6	28	38	21	7	34	59
	EE	7	43	27	8	15	50	35
	IE	7	36	25	8	24	43	33
	EL	4	24	37	29	6	28	66
	ES	7	35	28	14	16	42	42
	FR	2	31	35	17	15	33	52
	IT	7	39	31	7	16	46	38
	CY	7	43	23	11	16	50	34
	LV	5	30	43	14	8	35	57
	LT	6	24	41	15	14	30	56
	LU	7	36	35	13	9	43	48
	HU	12	42	26	11	9	54	37
	MT	10	35	19	3	33	45	22
	NL	7	44	31	10	8	51	41
	AT	10	40	33	12	5	50	45
	PL	5	35	31	8	21	40	39
	PT	3	42	31	8	16	45	39
	RO	8	31	30	10	21	39	40
	SI	4	34	40	17	5	38	57
	SK	8	50	29	5	8	58	34
	FI	6	47	38	7	2	53	45
	SE	7	36	36	12	9	43	48
	UK	8	40	26	10	16	48	36

QF8.5 Nous aimerions à présent savoir si vous pensez que les autorités publiques au sein de l'Union européenne en font suffisamment pour vous protéger de ces risques éventuels.
Les risques éventuels liés à des infections ou à des maladies d'origine animale qui pourraient être transmises à l'homme, comme la maladie de la vache folle (ESB)

QF8.5 Now we would like to know if you think that public authorities in the European Union are doing enough to protect you from these possible risks.































Possible risks from animal infections or diseases which could be transmitted to humans such as mad cow disease (BSE)

QF8.5 Nun würde ich von Ihnen gerne wissen, ob die Behörden in der Europäischen Union Ihrer Meinung nach genügend Anstrengungen unternehmen, um Sie vor diesen möglichen Risiken zu schützen.

Mögliche Risiken durch Tierinfektionen oder -krankheiten, die auf den Menschen übertragen werden können, wie zum Beispiel Rinderwahn (BSE)

QF8.5 Ora vorremmo sapere se ritiene che le autorità pubbliche dell'UE stiano facendo abbastanza per proteggerla da questi possibili rischi.

Possibili rischi legati alle infezioni degli animali o malattie che potrebbero essere trasmesse agli esseri umani come il morbo della mucca pazza (BSE)































		Oui, tout à fait Yes, definitely Ja, voll und ganz Sì, certamente	Oui, plutôt Yes, probably Ja, teilweise Sì, abbastanza	Non, plutôt pas No, probably not Nein, wahrscheinlich nicht No, probabilmente no	Non, pas du tout No, certainly not Nein, überhaupt nicht No, sicuramente no	NSP DK WN NS	Total 'Oui' Total 'Yes' Gesamt 'Ja' Totale 'Sì'	Total 'Non' Total 'No' Gesamt 'Nein' Totale 'No'
%		EB 73.5	EB 73.5	EB 73.5	EB 73.5	EB 73.5	EB 73.5	EB 73.5
 EU 27		11	47	25	8	9	58	33
 BE		11	49	27	9	4	60	36
 BG		14	45	14	5	22	59	19
 CZ		19	52	23	3	3	71	26
 DK		14	56	22	4	4	70	26
 D-W		10	42	31	10	7	52	41
 DE		10	42	31	11	6	52	42
 D-E		11	42	30	13	4	53	43
 EE		10	55	19	6	10	65	25
 IE		10	44	22	6	18	54	28
 EL		9	33	36	21	1	42	57
 ES		15	45	22	11	7	60	33
 FR		4	49	27	10	10	53	37
 IT		9	47	27	6	11	56	33
 CY		10	49	22	9	10	59	31
 LV		7	39	37	10	7	46	47
 LT		7	32	39	12	10	39	51
 LU		12	49	26	8	5	61	34
 HU		19	48	23	7	3	67	30
 MT		16	52	11	1	20	68	12
 NL		13	58	20	6	3	71	26
 AT		14	50	27	6	3	64	33
 PL		8	45	25	6	16	53	31
 PT		6	51	27	7	9	57	34
 RO		9	37	27	9	18	46	36
 SI		7	48	30	12	3	55	42
 SK		13	58	22	3	4	71	25
 FI		13	57	26	2	2	70	28
 SE		14	53	23	5	5	67	28
 UK		14	49	19	7	11	63	26

QF8T Satisfaction avec le travail des autorités publiques

QF8T Satisfaction with work of public authorities

QF8T Skala Zufriedenheit mit Behörden

QF8T Soddisfazione con lavoro del autorità pubbliche































		Moyenne des réponses 'Oui'	Moyenne des réponses 'Non'
		Average of answers 'Yes'	Average of answers 'No'
		Durchschnitt der Antworten 'Ja'	Durchschnitt der Antworten 'Nein'
		Media delle risposte 'Si'	Media delle risposte 'No'
%		EB 73.5	EB 73.5
	EU 27	52	38
	BE	55	41
	BG	51	25
	CZ	56	39
	DK	62	34
	D-W	46	47
	DE	46	48
	D-E	45	50
	EE	57	32
	IE	55	28
	EL	40	58
	ES	57	35
	FR	47	43
	IT	51	37
	CY	58	32
	LV	43	50
	LT	36	53
	LU	54	39
	HU	60	35
	MT	63	17
	NL	63	32
	AT	60	37
	PL	47	35
	PT	53	36
	RO	44	38
	SI	47	49
	SK	63	32
	FI	61	37
	SE	54	39
	UK	60	28

QF9a Veuillez me dire quand, pour la dernière fois, vous avez lu dans la presse, vu sur Internet ou à la télévision ou entendu à la radio, qu'un aliment pouvait être dangereux, par exemple en raison de la présence d'un produit chimique.

QF9a Please tell me when was the last time you read in the press, saw on the Internet or television or heard on the radio, that food may be unsafe, for example due to a chemical found in it.

QF9a Bitte sagen Sie mir, wann Sie das letzte Mal in der Presse, im Internet, im Fernsehen oder Radio etwas darüber gelesen, gesehen oder gehört haben, dass Lebensmittel unsicher sein können, beispielsweise auf Grund eines chemischen Stoffes, der darin gefunden wurde.

QF9a Può dirmi a quando risale l'ultima volta in cui ha letto sul giornale, visto su internet o in televisione o sentito alla radio che il cibo può essere pericoloso, ad esempio a causa degli agenti chimici in esso contenuti





























		Au cours des 7 derniers jours	Au cours du dernier mois	Au cours des 6 derniers mois	Il y a plus de 6 mois	Jamais	NSP
		Within the last 7 days	Within the past month	Within the past 6 months	Longer than 6 months ago	Never	DK
		Innerhalb der letzten 7 Tage	Innerhalb des letzten Monats	Innerhalb der letzten 6 Monate	Vor über 6 Monaten	Niemals	WN
		Negli ultimi 7 giorni	Nell'ultimo mese	Negli ultimi 6 mesi	Oltre 6 mesi fa	Mai	NS
	%	EB 73.5	EB 73.5	EB 73.5	EB 73.5	EB 73.5	EB 73.5
	EU 27	10	20	25	24	11	10
	BE	5	19	28	33	11	4
	BG	8	21	20	12	26	13
	CZ	3	17	32	23	15	10
	DK	19	27	27	16	5	6
	D-W	11	24	28	16	8	13
	DE	11	22	29	16	9	13
	D-E	10	17	30	18	11	14
	EE	15	22	23	19	15	6
	IE	6	13	18	42	14	7
	EL	5	15	29	44	4	3
	ES	5	10	19	41	16	9
	FR	8	20	25	27	13	7
	IT	14	23	22	20	8	13
	CY	4	12	35	29	17	3
	LV	15	31	27	12	13	2
	LT	19	42	19	7	9	4
	LU	13	23	24	25	9	6
	HU	15	30	27	15	7	6
	MT	19	22	14	16	21	8
	NL	9	19	33	29	5	5
	AT	5	28	33	16	10	8
	PL	6	24	26	16	16	12
	PT	3	7	16	45	12	17
	RO	19	25	22	12	10	12
	SI	15	26	25	14	14	6
	SK	7	22	31	20	12	8
	FI	10	27	28	21	9	5
	SE	14	25	28	18	9	6
	UK	9	14	26	31	11	9

QF10a Et comment avez-vous réagi à la dernière information que vous avez entendue, vue ou lue concernant un aliment qui serait dangereux ?

QF10a And how did you react to the last information you heard, saw or read about a type of food being unsafe?

QF10a Und wie haben Sie auf die letzte Information über ein unsicheres Lebensmittel, die Sie gehört, gesehen oder gelesen haben, reagiert?

QF10a E come ha reagito all'ultima notizia che ha sentito, visto o letto riguardante un tipo di alimento non sicuro?































		Vous avez changé vos habitudes alimentaires de façon permanente		Vous avez évité l'aliment en question pendant un certain temps seulement		Ce problème vous a préoccupé(e) mais finalement vous n'avez rien fait		Vous n'en avez pas tenu compte et vous n'avez pas changé vos habitudes alimentaires		Autre (SPONTANE)		NSP	
		You have permanently changed your eating habits		You avoided the food mentioned in the story only for a while		You got worried about the problem but finally you did nothing about it		You ignored it, and did not change your eating habits		Other (SPONTANEOUS)		DK	
		Sie haben Ihre Ernährungsgewohnheiten dauerhaft umgestellt		Sie haben die im Beitrag erwähnten Lebensmittel eine Zeit lang gemieden		Sie waren über das Problem besorgt, haben aber nichts dagegen unternommen		Sie haben die Information ignoriert und Ihre Ernährungsgewohnheiten nicht umgestellt		Sonstiges (SPONTAN)		WN	
		Ha cambiato definitivamente le sue abitudini alimentari		Ha evitato quell'alimento solo per un certo periodo di tempo		Si è preoccupato per il problema ma alla fine non ha fatto niente		Ha ignorato la notizia e non ha cambiato le sue abitudini alimentari		Altro (SPONTANEO)		NS	
%		EB	Diff. EB	EB	Diff. EB	EB	Diff. EB	EB	Diff. EB	EB	Diff. EB	EB	Diff. EB
		73.5	64.1	73.5	64.1	73.5	64.1	73.5	64.1	73.5	64.1	73.5	64.1
	EU 27	11	-5	35	-2	26	3	24	5	2	-1	2	0
	BE	12	0	43	-3	23	3	20	1	2	-1	0	0
	BG	5		41		32		19		1		2	
	CZ	11	-4	37	7	36	0	14	-1	1	-1	1	-1
	DK	14	-3	35	-2	18	-6	30	11	1	0	2	0
	D-W	11	-3	36	-4	30	6	17	1	5	1	1	-1
	DE	11	-2	36	-2	30	4	18	0	5	2	0	-2
	D-E	10	-1	34	3	29	-3	22	-1	4	3	1	-1
	EE	12	-3	22	-12	38	9	26	9	1	-1	1	-2
	IE	7	-7	55	11	12	-8	22	5	1	1	3	-2
	EL	15	-7	44	3	28	3	12	2	1	1	0	-2
	ES	8	-3	25	-10	31	5	34	8	1	1	1	-1
	FR	15	-4	33	-5	20	1	27	7	3	1	2	0
	IT	13	-3	43	-3	30	3	12	4	1	-1	1	0
	CY	20	-11	57	18	17	7	6	-3	0	0	0	-11
	LV	14	-4	32	-2	26	1	28	9	0	-1	0	-3
	LT	21	3	26	-5	23	-4	27	11	3	0	0	-5
	LU	11	-11	41	-10	19	3	23	15	5	4	1	-1
	HU	15	-5	29	-8	34	14	20	-1	1	0	1	0
	MT	15	-3	46	-1	18	-2	18	7	1	0	2	-1
	NL	13	1	21	-9	30	1	32	9	2	-1	2	-1
	AT	11	6	47	24	28	5	8	-13	4	-16	2	-6
	PL	13	-18	30	-1	30	12	23	7	0	-1	4	1
	PT	6	-8	43	-3	36	12	11	0	3	1	1	-2
	RO	11		40		26		18		2		3	
	SI	8	-11	41	-4	27	9	19	5	4	1	1	0
	SK	11	-8	43	9	32	0	10	2	2	1	2	-4
	FI	12	-5	24	1	29	-1	31	3	3	1	1	1
	SE	11	-5	30	0	19	-1	37	7	2	0	1	-1
	UK	7	-8	36	5	13	-3	41	10	0	-5	3	1

QF9b Veuillez me dire quand, pour la dernière fois, vous avez lu dans la presse, vu sur Internet ou à la télévision ou entendu à la radio, qu'un certain type d'aliment pouvait être mauvais pour votre santé, par exemple parce qu'il contient trop de matières grasses ou de sel.

QF9b Please tell me when was the last time you read in the press, saw on the Internet or television or heard on the radio, that a certain type of food may be bad for your health for example containing too much fat or salt.

QF9b Bitte sagen Sie mir, wann Sie das letzte Mal in der Presse, im Internet, im Fernsehen oder Radio etwas darüber gelesen, gesehen oder gehört haben, dass eine bestimmte Art von Lebensmittel schlecht für Ihre Gesundheit sein könnte, weil darin beispielsweise zu viel Fett oder Salz enthalten ist.

QF9b Può dirmi a quando risale l'ultima volta in cui ha letto sul giornale, visto su internet o in televisione o sentito alla radio che un certo tipo di cibo può nuocere alla sua salute, ad esempio perché contiene troppi grassi o sale.































		Au cours des 7 derniers jours	Au cours du dernier mois	Au cours des 6 derniers mois	Il y a plus de 6 mois	Jamais	NSP
		Within the last 7 days	Within the past month	Within the past 6 months	Longer than 6 months ago	Never	DK
		Innerhalb der letzten 7 Tage	Innerhalb des letzten Monats	Innerhalb der letzten 6 Monate	Vor über 6 Monaten	Niemals	WN
		Negli ultimi 7 giorni	Nell'ultimo mese	Negli ultimi 6 mesi	Oltre 6 mesi fa	Mai	NS
	%	EB 73.5	EB 73.5	EB 73.5	EB 73.5	EB 73.5	EB 73.5
	EU 27	18	23	21	19	10	9
	BE	15	25	21	24	9	6
	BG	8	20	20	10	27	15
	CZ	6	21	30	21	16	6
	DK	33	31	17	8	6	5
	D-W	17	24	22	17	8	12
	DE	18	25	21	16	9	11
	D-E	22	27	15	14	12	10
	EE	25	29	17	12	14	3
	IE	18	17	17	30	12	6
	EL	5	15	31	40	6	3
	ES	14	12	15	41	12	6
	FR	25	25	21	13	11	5
	IT	15	24	21	18	8	14
	CY	9	17	31	20	18	5
	LV	18	32	20	12	15	3
	LT	21	42	20	5	10	2
	LU	22	27	22	16	11	2
	HU	11	30	26	16	9	8
	MT	33	22	12	15	12	6
	NL	24	33	23	11	5	4
	AT	7	28	30	17	10	8
	PL	8	22	22	15	21	12
	PT	5	11	17	39	12	16
	RO	29	24	15	11	9	12
	SI	27	26	19	11	11	6
	SK	10	21	28	21	14	6
	FI	21	28	24	13	7	7
	SE	21	28	26	14	7	4
	UK	27	22	20	19	6	6

QF10b Et comment avez-vous réagi à la dernière information que vous avez entendue, vue ou lue concernant un type d'aliment qui était mauvais pour votre santé ?

QF10b And how did you react to the last information you heard, saw or read about a type of food being bad for your health?

QF10b Und wie haben Sie auf die letzte Information über ein für Ihre Gesundheit schädliches Lebensmittel, die Sie gehört, gesehen oder gelesen haben, reagiert?

QF10b E come ha reagito all'ultima notizia che ha sentito, visto o letto su un tipo di cibo nocivo per la sua salute?

		Vous avez changé vos habitudes alimentaires de façon permanente	Vous avez évité l'aliment en question pendant un certain temps seulement	Ce problème vous a préoccupé(e) mais finalement vous n'avez rien fait	Vous n'en avez pas tenu compte et vous n'avez pas changé vos habitudes alimentaires	Autre (SPONTANÉ)	NSP
		You have permanently changed your eating habits	You avoided the food mentioned in the story only for a while	You got worried about the problem but finally you did nothing about it	You ignored it, and did not change your eating habits	Other (SPONTANEOUS)	DK
		Sie haben Ihre Ernährungsgewohnheiten dauerhaft umgestellt	Sie haben die im Beitrag erwähnten Lebensmittel nur eine Zeit lang gemieden	Sie waren über das Problem besorgt, haben aber letztendlich nichts dagegen unternommen	Sie haben die Information ignoriert und Ihre Ernährungsgewohnheiten nicht umgestellt	Sonstiges (SPONTAN)	WN
		Ha cambiato definitivamente le sue abitudini alimentari	Ha evitato quell'alimento solo per un certo periodo di tempo	Si è preoccupato per il problema ma alla fine non ha fatto niente	Ha ignorato la notizia e non ha modificato le sue abitudini alimentari	Altro (SPONTANEO)	NS
%		EB 73.5	EB 73.5	EB 73.5	EB 73.5	EB 73.5	EB 73.5
	EU 27	13	31	24	29	2	1
	BE	13	34	26	25	2	0
	BG	7	39	33	19	0	2
	CZ	12	37	30	20	1	0
	DK	13	27	19	38	2	1
	D-W	19	28	26	21	4	2
	DE	19	27	27	22	4	1
	D-E	19	21	32	27	1	0
	EE	15	18	33	30	2	2
	IE	11	40	15	30	2	2
	EL	15	46	24	14	1	0
	ES	11	28	28	30	2	1
	FR	16	26	18	35	4	1
	IT	10	49	27	12	1	1
	CY	26	43	22	9	0	0
	LV	15	28	28	28	0	1
	LT	19	24	26	27	3	1
	LU	16	39	23	16	4	2
	HU	14	28	37	19	2	0
	MT	21	40	16	23	0	0
	NL	10	17	23	44	5	1
	AT	9	42	29	15	3	2
	PL	16	27	27	27	1	2
	PT	10	39	37	12	2	0
	RO	11	39	29	18	1	2
	SI	14	31	26	21	8	0
	SK	12	47	27	11	2	1
	FI	17	23	29	30	1	0
	SE	9	21	19	48	1	2
	UK	7	23	14	53	1	2

